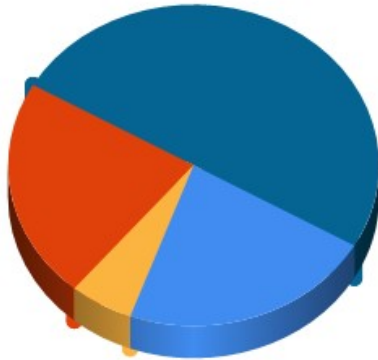


Rural Safety Initiative Operation Activity Report for 11/1/2018 to 11/30/2018

Deployment Area: Total Operations

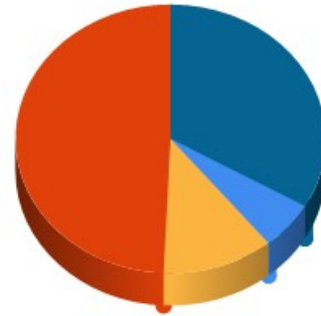
Total: 18



- Ajo - 4 (22.22 %)
- Foothills - 1 (5.56 %)
- Green Valley - 4 (22.22 %)
- San Xavier - 9 (50.00 %)

Operation Focus: Hours

Total: 138

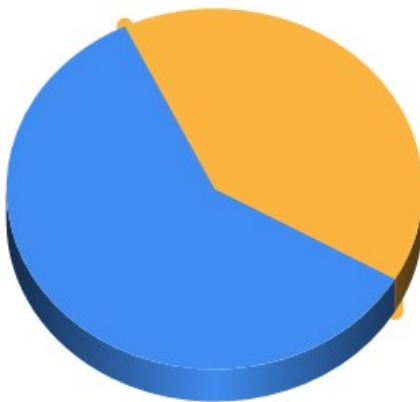


- Access Denial Time - 8 (5.80 %)
- Administration Time - 16 (11.59 %)
- Highway Interdiction Time - 68 (49.28 %)
- Rural Patrol Time - 46 (33.33 %)

Access Denial Time refers to deputy presence within a strategic area as deterrence

Reason for Stop

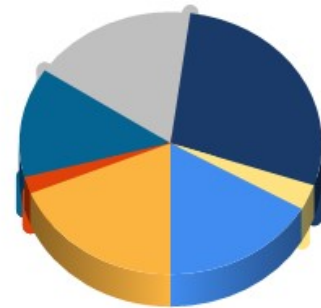
Total: 94



- Moving Violation - 56 (59.57 %)
- Non-Moving Violation - 38 (40.43 %)

Traffic Stop Results

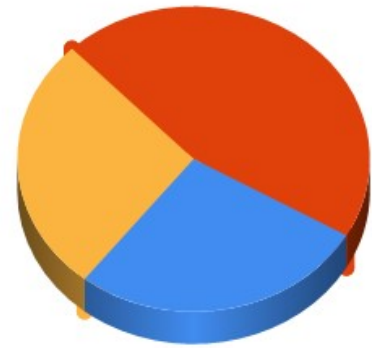
Total: 96



- Citation Issued Moving - 16 (16.67 %)
- Citation Issued Non-Moving - 18 (18.75 %)
- Other Traffic - 2 (2.08 %)
- Verbal Warning Moving - 13 (13.54 %)
- Verbal Warning Non-Moving - 17 (17.71 %)
- Written Warning Moving - 27 (28.13 %)
- Written Warning Non-Moving - 3 (3.13 %)

Arrests

Total: 11

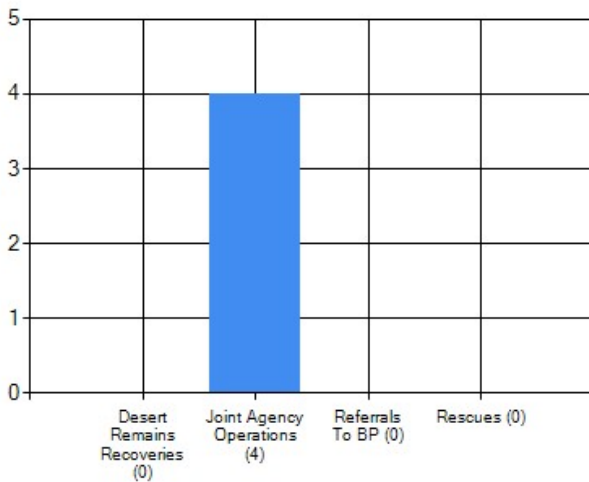


- Felony Arrests - 3 (27.27 %)
- Misdemeanor Arrests (BK) - 3 (27.27 %)
- Misdemeanor Arrests (CR) - 5 (45.45 %)

BK = Booked. CR = Cite and Release

Border Related Incidents

Total: 4



Narcotics Interdiction

