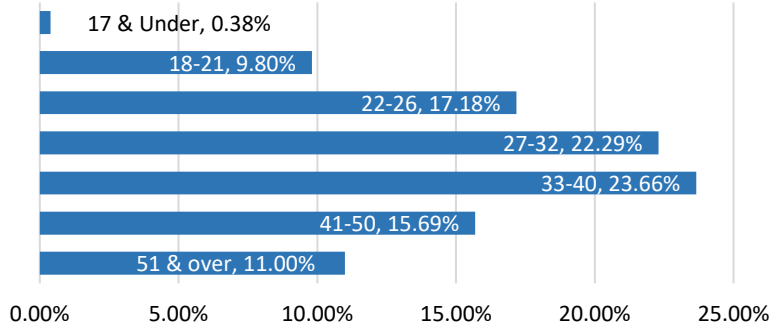
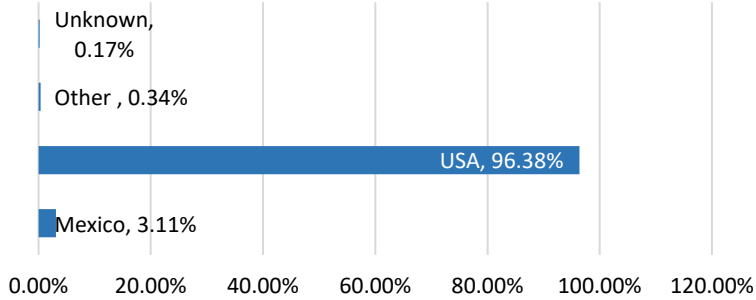


Bookings (2346)

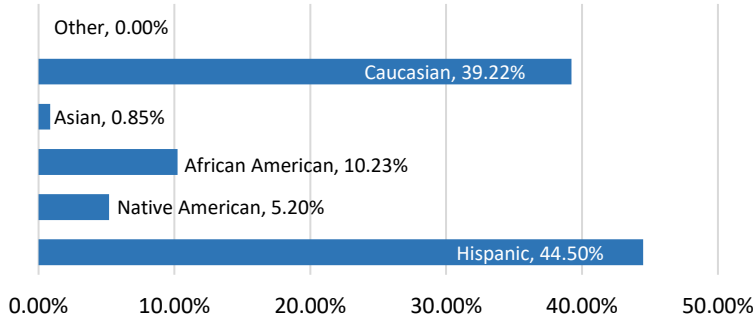
Age Distribution



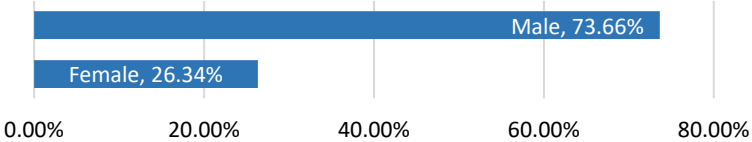
Citizenship Distribution



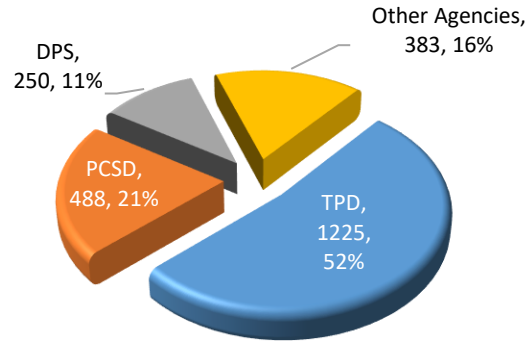
Race Distribution



Gender Distribution



By Agency

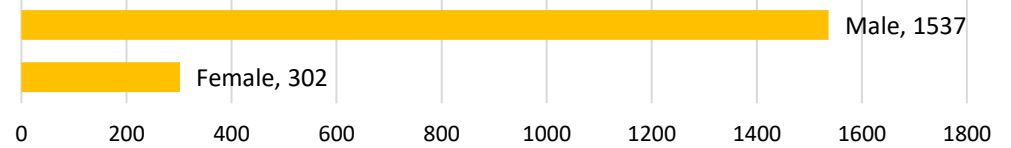


Incidents (151)

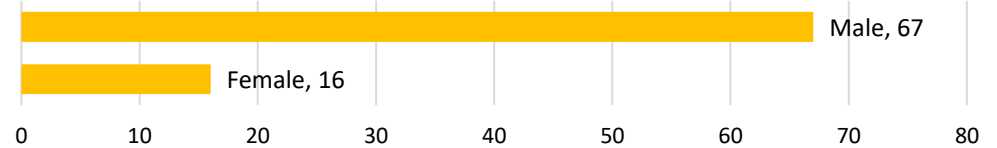
| | |
|---------------------------|-----------|
| Suicidal Ideations | 56 |
| Attempts | 0 |
| Gestures | 8 |
| Threats | 48 |
| Assaults/Fights | 48 |
| Assaults on Staff | 7 |
| Inmate Fights | 25 |
| Assaults on Inmates | 16 |
| Medical Incidents | 47 |
| Medical Incidents | 47 |
| Deaths | 0 |
| Suicide | 0 |
| Other Causes | 0 |

Average Daily Population (1872)

Gender (Adult)



Mental Health Unit (Adult)



Juveniles

