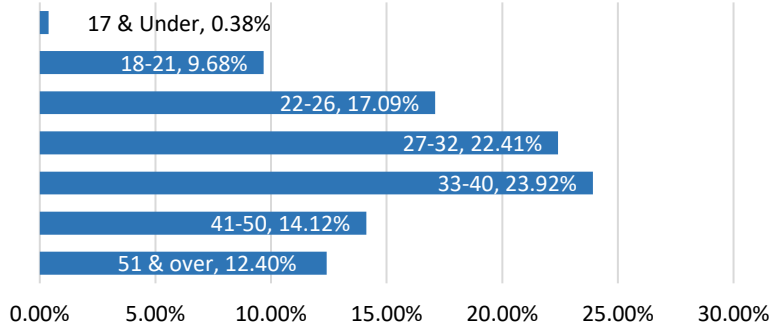
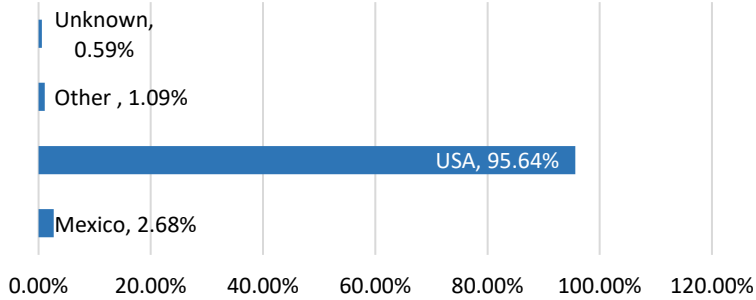


## Bookings (2387)

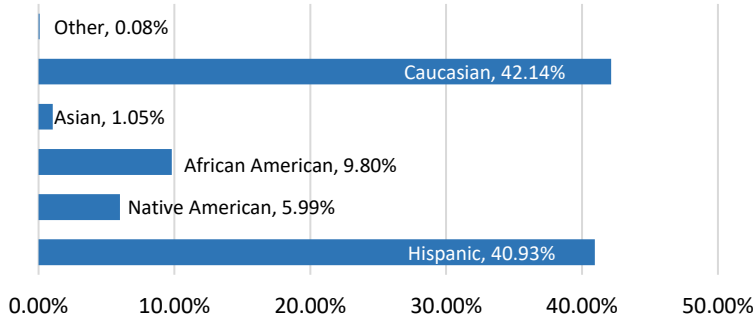
### Age Distribution



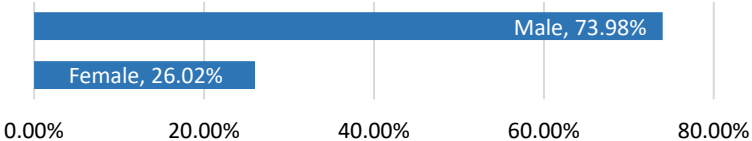
### Citizenship Distribution



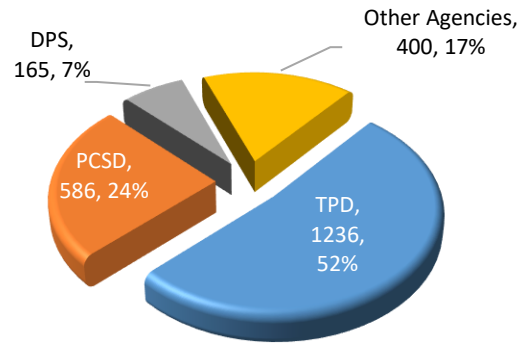
### Race Distribution



### Gender Distribution



### By Agency

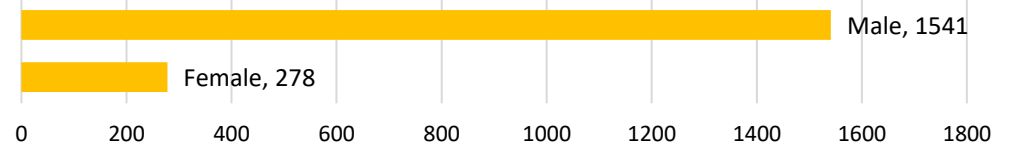


## Incidents (124)

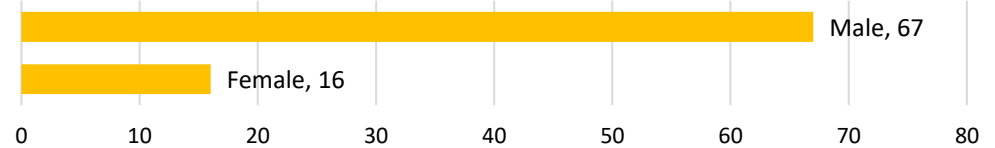
<b>Suicidal Ideations</b>	<b>54</b>
Attempts	1
Gestures	6
Threats	47
<b>Assaults/Fights</b>	<b>29</b>
Assaults on Staff	6
Inmate Fights	19
Assaults on Inmates	4
<b>Medical Incidents</b>	<b>41</b>
Medical Incidents	41
<b>Deaths</b>	<b>0</b>
Suicide	0
Other Causes	0

## Average Daily Population (1846)

### Gender (Adult)



### Mental Health Unit (Adult)



### Juveniles

