

Rural Safety Initiative Operation Activity Report for 1/1/2019 to 1/31/2019

Deployment Area: Total Operations

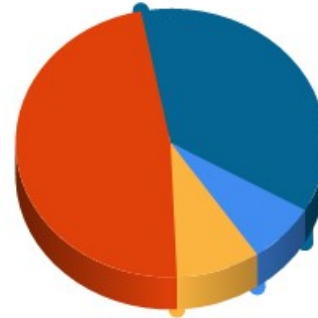
Total: 82



Ajo - 28 (34.15 %)
 Green Valley - 13 (15.85 %)
 Rincon - 7 (8.54 %)
 San Xavier - 20 (24.39 %)
 Tucson Mountain - 14 (17.07 %)

Operation Focus: Hours

Total: 662

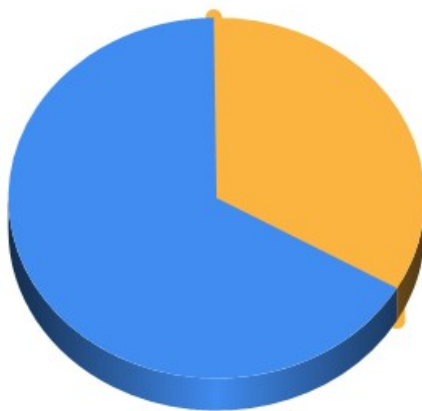


Access Denial Time - 48 (7.25 %)
 Administration Time - 58 (8.76 %)
 Highway Interdiction Time - 315 (47.58 %)
 Rural Patrol Time - 241 (36.40 %)

Access Denial Time refers to deputy presence within a strategic area as deterrence

Reason for Stop

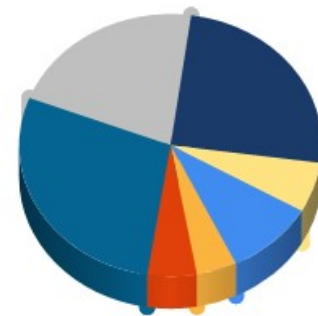
Total: 307



Moving Violation - 204 (66.45 %)
 Non-Moving Violation - 103 (33.55 %)

Traffic Stop Results

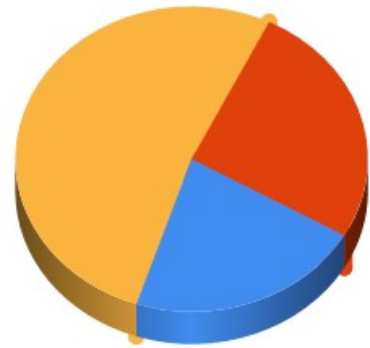
Total: 324



Citation Issued Moving - 31 (9.57 %)
 Citation Issued Non-Moving - 14 (4.32 %)
 Other Traffic - 17 (5.25 %)
 Verbal Warning Moving - 92 (28.40 %)
 Verbal Warning Non-Moving - 69 (21.30 %)
 Written Warning Moving - 81 (25.00 %)
 Written Warning Non-Moving - 20 (6.17 %)

Arrests

Total: 23

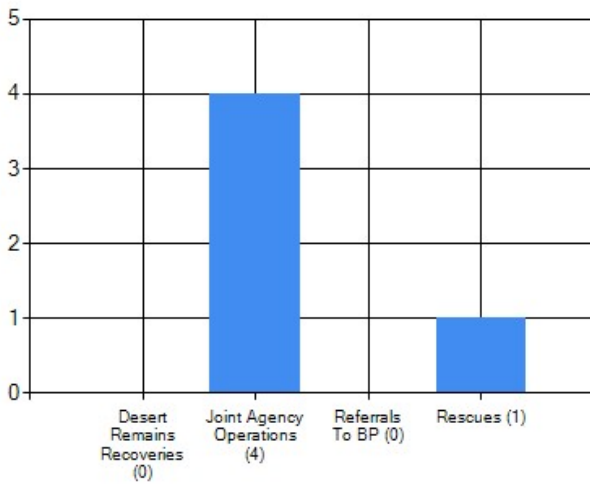


- Felony Arrests - 5 (21.74 %)
- Misdemeanor Arrests (BK) - 12 (52.17 %)
- Misdemeanor Arrests (CR) - 6 (26.09 %)

BK = Booked. CR = Cite and Release

Border Related Incidents

Total: 5



Narcotics Interdiction

