

RS



PIMA COUNTY SHERIFF'S DEPARTMENT

SOBRIETY CHECKPOINT BRIEFING

The following items should be explained and discussed prior to conducting any sobriety checkpoint. All of the participating Deputies and Supervisors should be present. Initial next to each item as it is covered in the briefing.

- ☒ Explain the purpose of the sobriety checkpoint. The purpose of these checkpoints is to aid the Pima County Sheriff's Department in detecting and deterring impaired drivers while causing minimal inconvenience and detention to the motoring public. The real value of its ability to deter the impaired driver is a checkpoint where no impaired drivers are detected.
- ☐ Discuss the location chosen for the checkpoint and the statistical data supporting the location.
- ☐ Assign a Supervisor to the Sobriety Checkpoint operation to supervise the on-scene enforcement activities. The Supervisor will remain at the location for the duration of the operation.
- ☐ Traffic control devices and personnel will be placed in conformance with the site map approved by Pima County Department of Transportation or Pima County Sheriff Department Sobriety checkpoint guidelines.
- ☐ Instruct the Deputies to explain the purpose of the checkpoint upon approaching a vehicle. Each motorist should be advised that he/she has been stopped at a sobriety checkpoint established to identify impaired drivers.
- ☐ A Sobriety Checkpoint pamphlet/questionnaire should be given to each motorist during the stop.
- ☐ The following question/statement shall be made upon approaching a vehicle:
"Good evening, this is a Sobriety Checkpoint aimed at deterring impaired driving. Have you consumed any alcohol and/or drugs today?"
If the answer is no and there is no compelling reason to detain the vehicle, hand the driver a pamphlet and state, "This brochure explains the Sobriety Checkpoint program. Please look it over at your leisure."

If the answer is yes, ask how much and when. At this point, depending on the answers and other circumstances, the attending Deputy should consider if further investigation is warranted. If so, direct the driver to the nearby staging area to continue the investigation. If not, give the driver a brochure and advise them they are free to go.

Instruct the Deputies to visually inspect the driver for red, watery bloodshot eyes; abnormal complexion, vomit, urine or excrement on clothing; or other telltale signs of possible intoxication/impairment familiar to the Deputy. Inspection of the passengers, interior and exterior of the vehicle will also be made. Deputies should observe the driver's breath and look for plain view narcotics, narcotic paraphernalia, and alcoholic beverage containers

The use of artificial light for the inspection of the vehicle's interior and its occupants is legally permissible.

Unless the Deputy observes evidence of impairment, or there is evidence of a more serious violation, the motorist should be allowed to proceed on their way.

A search of the vehicle, or passengers, should be conducted upon probable cause or incident to arrest only.


A motorist who chooses to avoid the checkpoint should be allowed to proceed unless traffic violations are observed or probable cause exists to take other action. The mere act of avoiding a checkpoint will not constitute grounds for a stop.

Drivers who refuse to roll down their windows in order to avoid contact with a law enforcement officer will be waived through and may be followed by an observation car unless reasonable suspicion/ probable cause exists to further the investigation.

A systematic approach to stopping vehicles will be established. Either all vehicles will be stopped or a method will be utilized that does not involve random stops at the Deputy's discretion. It will be the on-scene supervisor's responsibility to make a change in the systematic sequence of vehicles stopped if the traffic pattern necessitates a change.

An Incident Report will be completed for each Sobriety Checkpoint deployment, including the number of vehicles stopped, number of DUI arrests made, as well as any other violations, which are observed and charged.

Deputy Arizpe Badge # 1354 Date 3-17-10
Print name!



PIMA COUNTY SHERIFF'S DEPARTMENT

SOBRIETY CHECKPOINT BRIEFING

The following items should be explained and discussed prior to conducting any sobriety checkpoint. All of the participating Deputies and Supervisors should be present. Initial next to each item as it is covered in the briefing.

- RNC*
- Explain the purpose of the sobriety checkpoint. The purpose of these checkpoints is to aid the Pima County Sheriff's Department in detecting and deterring impaired drivers while causing minimal inconvenience and detention to the motoring public. The real value of its ability to deter the impaired driver is a checkpoint where no impaired drivers are detected.
 - Discuss the location chosen for the checkpoint and the statistical data supporting the location.
 - Assign a Supervisor to the Sobriety Checkpoint operation to supervise the on-scene enforcement activities. The Supervisor will remain at the location for the duration of the operation.
 - Traffic control devices and personnel will be placed in conformance with the site map approved by Pima County Department of Transportation or Pima County Sheriff Department Sobriety checkpoint guidelines.
 - Instruct the Deputies to explain the purpose of the checkpoint upon approaching a vehicle. Each motorist should be advised that he/she has been stopped at a sobriety checkpoint established to identify impaired drivers.
 - A Sobriety Checkpoint pamphlet/questionnaire should be given to each motorist during the stop.
 - The following question/statement shall be made upon approaching a vehicle:
 "Good evening, this is a Sobriety Checkpoint aimed at deterring impaired driving. Have you consumed any alcohol and/or drugs today?"
 - RNC* If the answer is no and there is no compelling reason to detain the vehicle, hand the driver a pamphlet and state, "This brochure explains the Sobriety Checkpoint program. Please look it over at your leisure."

RNC

If the answer is yes, ask how much and when. At this point, depending on the answers and other circumstances, the attending Deputy should consider if further investigation is warranted. If so, direct the driver to the nearby staging area to continue the investigation. If not, give the driver a brochure and advise them they are free to go.

Instruct the Deputies to visually inspect the driver for red, watery bloodshot eyes; abnormal complexion, vomit, urine or excrement on clothing; or other telltale signs of possible intoxication/impairment familiar to the Deputy. Inspection of the passengers, interior and exterior of the vehicle will also be made. Deputies should observe the driver's breath and look for plain view narcotics, narcotic paraphernalia, and alcoholic beverage containers

The use of artificial light for the inspection of the vehicle's interior and its occupants is legally permissible.

Unless the Deputy observes evidence of impairment, or there is evidence of a more serious violation, the motorist should be allowed to proceed on their way.

A search of the vehicle, or passengers, should be conducted upon probable cause or incident to arrest only.

A motorist who chooses to avoid the checkpoint should be allowed to proceed unless traffic violations are observed or probable cause exists to take other action. The mere act of avoiding a checkpoint will not constitute grounds for a stop.

Drivers who refuse to roll down their windows in order to avoid contact with a law enforcement officer will be waived through and may be followed by an observation car unless reasonable suspicion/ probable cause exists to further the investigation.

A systematic approach to stopping vehicles will be established. Either all vehicles will be stopped or a method will be utilized that does not involve random stops at the Deputy's discretion. It will be the on-scene supervisor's responsibility to make a change in the systematic sequence of vehicles stopped if the traffic pattern necessitates a change.

RNC

An Incident Report will be completed for each Sobriety Checkpoint deployment, including the number of vehicles stopped, number of DUI arrests made, as well as any other violations, which are observed and charged.

Deputy RICHARD CARLSON Badge # 5959 Date 3-17-10
Print name!



PIMA COUNTY SHERIFF'S DEPARTMENT

SOBRIETY CHECKPOINT BRIEFING

The following items should be explained and discussed prior to conducting any sobriety checkpoint. All of the participating Deputies and Supervisors should be present. Initial next to each item as it is covered in the briefing.

- SC Explain the purpose of the sobriety checkpoint. The purpose of these checkpoints is to aid the Pima County Sheriff's Department in detecting and deterring impaired drivers while causing minimal inconvenience and detention to the motoring public. The real value of its ability to deter the impaired driver is a checkpoint where no impaired drivers are detected.
- SC Discuss the location chosen for the checkpoint and the statistical data supporting the location.
- SC Assign a Supervisor to the Sobriety Checkpoint operation to supervise the on-scene enforcement activities. The Supervisor will remain at the location for the duration of the operation.
- SC Traffic control devices and personnel will be placed in conformance with the site map approved by Pima County Department of Transportation or Pima County Sheriff Department Sobriety checkpoint guidelines.
- SC Instruct the Deputies to explain the purpose of the checkpoint upon approaching a vehicle. Each motorist should be advised that he/she has been stopped at a sobriety checkpoint established to identify impaired drivers.
- SC A Sobriety Checkpoint pamphlet/questionnaire should be given to each motorist during the stop.
- SC The following question/statement shall be made upon approaching a vehicle:
"Good evening, this is a Sobriety Checkpoint aimed at deterring impaired driving. Have you consumed any alcohol and/or drugs today?"
- SC If the answer is no and there is no compelling reason to detain the vehicle, hand the driver a pamphlet and state, "This brochure explains the Sobriety Checkpoint program. Please look it over at your leisure."

EC If the answer is yes, ask how much and when. At this point, depending on the answers and other circumstances, the attending Deputy should consider if further investigation is warranted. If so, direct the driver to the nearby staging area to continue the investigation. If not, give the driver a brochure and advise them they are free to go.

EC Instruct the Deputies to visually inspect the driver for red, watery bloodshot eyes; abnormal complexion, vomit, urine or excrement on clothing; or other telltale signs of possible intoxication/impairment familiar to the Deputy. Inspection of the passengers, interior and exterior of the vehicle will also be made. Deputies should observe the driver's breath and look for plain view narcotics, narcotic paraphernalia, and alcoholic beverage containers

EC The use of artificial light for the inspection of the vehicle's interior and its occupants is legally permissible.

EC Unless the Deputy observes evidence of impairment, or there is evidence of a more serious violation, the motorist should be allowed to proceed on their way.

EC A search of the vehicle, or passengers, should be conducted upon probable cause or incident to arrest only.

EC A motorist who chooses to avoid the checkpoint should be allowed to proceed unless traffic violations are observed or probable cause exists to take other action. The mere act of avoiding a checkpoint will not constitute grounds for a stop.

EC Drivers who refuse to roll down their windows in order to avoid contact with a law enforcement officer will be waived through and may be followed by an observation car unless reasonable suspicion/ probable cause exists to further the investigation.

EC A systematic approach to stopping vehicles will be established. Either all vehicles will be stopped or a method will be utilized that does not involve random stops at the Deputy's discretion. It will be the on-scene supervisor's responsibility to make a change in the systematic sequence of vehicles stopped if the traffic pattern necessitates a change.

EC An Incident Report will be completed for each Sobriety Checkpoint deployment, including the number of vehicles stopped, number of DUI arrests made, as well as any other violations, which are observed and charged.

Deputy CURTIN Badge # 1154 Date 3/17/10
Print name!



PIMA COUNTY SHERIFF'S DEPARTMENT

SOBRIETY CHECKPOINT BRIEFING

The following items should be explained and discussed prior to conducting any sobriety checkpoint. All of the participating Deputies and Supervisors should be present. Initial next to each item as it is covered in the briefing.

- AL* Explain the purpose of the sobriety checkpoint. The purpose of these checkpoints is to aid the Pima County Sheriff's Department in detecting and deterring impaired drivers while causing minimal inconvenience and detention to the motoring public. The real value of its ability to deter the impaired driver is a checkpoint where no impaired drivers are detected.
- AL* Discuss the location chosen for the checkpoint and the statistical data supporting the location.
- AL* Assign a Supervisor to the Sobriety Checkpoint operation to supervise the on-scene enforcement activities. The Supervisor will remain at the location for the duration of the operation.
- AL* Traffic control devices and personnel will be placed in conformance with the site map approved by Pima County Department of Transportation or Pima County Sheriff Department Sobriety checkpoint guidelines.
- AL* Instruct the Deputies to explain the purpose of the checkpoint upon approaching a vehicle. Each motorist should be advised that he/she has been stopped at a sobriety checkpoint established to identify impaired drivers.
- AL* A Sobriety Checkpoint pamphlet/questionnaire should be given to each motorist during the stop.
- AL* The following question/statement shall be made upon approaching a vehicle:
"Good evening, this is a Sobriety Checkpoint aimed at deterring impaired driving. Have you consumed any alcohol and/or drugs today?"
- AL* If the answer is no and there is no compelling reason to detain the vehicle, hand the driver a pamphlet and state, "This brochure explains the Sobriety Checkpoint program. Please look it over at your leisure."

- AD If the answer is yes, ask how much and when. At this point, depending on the answers and other circumstances, the attending Deputy should consider if further investigation is warranted. If so, direct the driver to the nearby staging area to continue the investigation. If not, give the driver a brochure and advise them they are free to go.
- AD Instruct the Deputies to visually inspect the driver for red, watery bloodshot eyes; abnormal complexion, vomit, urine or excrement on clothing; or other telltale signs of possible intoxication/impairment familiar to the Deputy. Inspection of the passengers, interior and exterior of the vehicle will also be made. Deputies should observe the driver's breath and look for plain view narcotics, narcotic paraphernalia, and alcoholic beverage containers
- AD The use of artificial light for the inspection of the vehicle's interior and its occupants is legally permissible.
- AD Unless the Deputy observes evidence of impairment, or there is evidence of a more serious violation, the motorist should be allowed to proceed on their way.
- AD A search of the vehicle, or passengers, should be conducted upon probable cause or incident to arrest only.
- AD A motorist who chooses to avoid the checkpoint should be allowed to proceed unless traffic violations are observed or probable cause exists to take other action. The mere act of avoiding a checkpoint will not constitute grounds for a stop.
- AD Drivers who refuse to roll down their windows in order to avoid contact with a law enforcement officer will be waived through and may be followed by an observation car unless reasonable suspicion/ probable cause exists to further the investigation.
- AD A systematic approach to stopping vehicles will be established. Either all vehicles will be stopped or a method will be utilized that does not involve random stops at the Deputy's discretion. It will be the on-scene supervisor's responsibility to make a change in the systematic sequence of vehicles stopped if the traffic pattern necessitates a change.
- AD An Incident Report will be completed for each Sobriety Checkpoint deployment, including the number of vehicles stopped, number of DUI arrests made, as well as any other violations, which are observed and charged.

Deputy ANTHONY DORAN Badge # 5608 Date 3/17/10
 Print name!



PIMA COUNTY SHERIFF'S DEPARTMENT

SOBRIETY CHECKPOINT BRIEFING

The following items should be explained and discussed prior to conducting any sobriety checkpoint. All of the participating Deputies and Supervisors should be present. Initial next to each item as it is covered in the briefing.

[Signature] Explain the purpose of the sobriety checkpoint. The purpose of these checkpoints is to aid the Pima County Sheriff's Department in detecting and deterring impaired drivers while causing minimal inconvenience and detention to the motoring public. The real value of its ability to deter the impaired driver is a checkpoint where no impaired drivers are detected.

[Signature] Discuss the location chosen for the checkpoint and the statistical data supporting the location.

[Signature] Assign a Supervisor to the Sobriety Checkpoint operation to supervise the on-scene enforcement activities. The Supervisor will remain at the location for the duration of the operation.


[Signature] Traffic control devices and personnel will be placed in conformance with the site map approved by Pima County Department of Transportation or Pima County Sheriff Department Sobriety checkpoint guidelines.


[Signature] Instruct the Deputies to explain the purpose of the checkpoint upon approaching a vehicle. Each motorist should be advised that he/she has been stopped at a sobriety checkpoint established to identify impaired drivers.


[Signature] A Sobriety Checkpoint pamphlet/questionnaire should be given to each motorist during the stop.


[Signature] The following question/statement shall be made upon approaching a vehicle:
"Good evening, this is a Sobriety Checkpoint aimed at deterring impaired driving. Have you consumed any alcohol and/or drugs today?"


[Signature] If the answer is no and there is no compelling reason to detain the vehicle, hand the driver a pamphlet and state, "This brochure explains the Sobriety Checkpoint program. Please look it over at your leisure."


 If the answer is yes, ask how much and when. At this point, depending on the answers and other circumstances, the attending Deputy should consider if further investigation is warranted. If so, direct the driver to the nearby staging area to continue the investigation. If not, give the driver a brochure and advise them they are free to go.


 Instruct the Deputies to visually inspect the driver for red, watery bloodshot eyes; abnormal complexion, vomit, urine or excrement on clothing; or other telltale signs of possible intoxication/impairment familiar to the Deputy. Inspection of the passengers, interior and exterior of the vehicle will also be made. Deputies should observe the driver's breath and look for plain view narcotics, narcotic paraphernalia, and alcoholic beverage containers


 The use of artificial light for the inspection of the vehicle's interior and its occupants is legally permissible.


 Unless the Deputy observes evidence of impairment, or there is evidence of a more serious violation, the motorist should be allowed to proceed on their way.

 A search of the vehicle, or passengers, should be conducted upon probable cause or incident to arrest only.


 A motorist who chooses to avoid the checkpoint should be allowed to proceed unless traffic violations are observed or probable cause exists to take other action. The mere act of avoiding a checkpoint will not constitute grounds for a stop.

 Drivers who refuse to roll down their windows in order to avoid contact with a law enforcement officer will be waived through and may be followed by an observation car unless reasonable suspicion/ probable cause exists to further the investigation.

 A systematic approach to stopping vehicles will be established. Either all vehicles will be stopped or a method will be utilized that does not involve random stops at the Deputy's discretion. It will be the on-scene supervisor's responsibility to make a change in the systematic sequence of vehicles stopped if the traffic pattern necessitates a change.

 An Incident Report will be completed for each Sobriety Checkpoint deployment, including the number of vehicles stopped, number of DUI arrests made, as well as any other violations, which are observed and charged.

Deputy D.L. Douglas Badge # 6683 Date 3-17-10
Print name!



PIMA COUNTY SHERIFF'S DEPARTMENT

SOBRIETY CHECKPOINT BRIEFING

The following items should be explained and discussed prior to conducting any sobriety checkpoint. All of the participating Deputies and Supervisors should be present. Initial next to each item as it is covered in the briefing.

SP

Explain the purpose of the sobriety checkpoint. The purpose of these checkpoints is to aid the Pima County Sheriff's Department in detecting and deterring impaired drivers while causing minimal inconvenience and detention to the motoring public. The real value of its ability to deter the impaired driver is a checkpoint where no impaired drivers are detected.

Discuss the location chosen for the checkpoint and the statistical data supporting the location.

Assign a Supervisor to the Sobriety Checkpoint operation to supervise the on-scene enforcement activities. The Supervisor will remain at the location for the duration of the operation.

Traffic control devices and personnel will be placed in conformance with the site map approved by Pima County Department of Transportation or Pima County Sheriff Department Sobriety checkpoint guidelines.

Instruct the Deputies to explain the purpose of the checkpoint upon approaching a vehicle. Each motorist should be advised that he/she has been stopped at a sobriety checkpoint established to identify impaired drivers.

A Sobriety Checkpoint pamphlet/questionnaire should be given to each motorist during the stop.

The following question/statement shall be made upon approaching a vehicle:
"Good evening, this is a Sobriety Checkpoint aimed at deterring impaired driving. Have you consumed any alcohol and/or drugs today?"

SP

If the answer is no and there is no compelling reason to detain the vehicle, hand the driver a pamphlet and state, "This brochure explains the Sobriety Checkpoint program. Please look it over at your leisure."

SF

If the answer is yes, ask how much and when. At this point, depending on the answers and other circumstances, the attending Deputy should consider if further investigation is warranted. If so, direct the driver to the nearby staging area to continue the investigation. If not, give the driver a brochure and advise them they are free to go.

Instruct the Deputies to visually inspect the driver for red, watery bloodshot eyes; abnormal complexion, vomit, urine or excrement on clothing; or other telltale signs of possible intoxication/impairment familiar to the Deputy. Inspection of the passengers, interior and exterior of the vehicle will also be made. Deputies should observe the driver's breath and look for plain view narcotics, narcotic paraphernalia, and alcoholic beverage containers

The use of artificial light for the inspection of the vehicle's interior and its occupants is legally permissible.

Unless the Deputy observes evidence of impairment, or there is evidence of a more serious violation, the motorist should be allowed to proceed on their way.

A search of the vehicle, or passengers, should be conducted upon probable cause or incident to arrest only.

A motorist who chooses to avoid the checkpoint should be allowed to proceed unless traffic violations are observed or probable cause exists to take other action. The mere act of avoiding a checkpoint will not constitute grounds for a stop.

Drivers who refuse to roll down their windows in order to avoid contact with a law enforcement officer will be waived through and may be followed by an observation car unless reasonable suspicion/ probable cause exists to further the investigation.

A systematic approach to stopping vehicles will be established. Either all vehicles will be stopped or a method will be utilized that does not involve random stops at the Deputy's discretion. It will be the on-scene supervisor's responsibility to make a change in the systematic sequence of vehicles stopped if the traffic pattern necessitates a change.

SF

An Incident Report will be completed for each Sobriety Checkpoint deployment, including the number of vehicles stopped, number of DUI arrests made, as well as any other violations, which are observed and charged.

Deputy FERRIS, STEPHEN Badge # 5426 Date 3/17/10
Print name!



PIMA COUNTY SHERIFF'S DEPARTMENT

SOBRIETY CHECKPOINT BRIEFING

The following items should be explained and discussed prior to conducting any sobriety checkpoint. All of the participating Deputies and Supervisors should be present. Initial next to each item as it is covered in the briefing.

[initials] Explain the purpose of the sobriety checkpoint. The purpose of these checkpoints is to aid the Pima County Sheriff's Department in detecting and deterring impaired drivers while causing minimal inconvenience and detention to the motoring public. The real value of its ability to deter the impaired driver is a checkpoint where no impaired drivers are detected.

[initials] Discuss the location chosen for the checkpoint and the statistical data supporting the location.

[initials] Assign a Supervisor to the Sobriety Checkpoint operation to supervise the on-scene enforcement activities. The Supervisor will remain at the location for the duration of the operation.

[initials] Traffic control devices and personnel will be placed in conformance with the site map approved by Pima County Department of Transportation or Pima County Sheriff Department Sobriety checkpoint guidelines.

[initials] Instruct the Deputies to explain the purpose of the checkpoint upon approaching a vehicle. Each motorist should be advised that he/she has been stopped at a sobriety checkpoint established to identify impaired drivers.

[initials] A Sobriety Checkpoint pamphlet/questionnaire should be given to each motorist during the stop.

[initials] The following question/statement shall be made upon approaching a vehicle:
 "Good evening, this is a Sobriety Checkpoint aimed at deterring impaired driving. Have you consumed any alcohol and/or drugs today?"
 If the answer is no and there is no compelling reason to detain the vehicle, hand the driver a pamphlet and state, "This brochure explains the Sobriety Checkpoint program. Please look it over at your leisure."

C#P

If the answer is yes, ask how much and when. At this point, depending on the answers and other circumstances, the attending Deputy should consider if further investigation is warranted. If so, direct the driver to the nearby staging area to continue the investigation. If not, give the driver a brochure and advise them they are free to go.

C#P

Instruct the Deputies to visually inspect the driver for red, watery bloodshot eyes; abnormal complexion, vomit, urine or excrement on clothing; or other telltale signs of possible intoxication/impairment familiar to the Deputy. Inspection of the passengers, interior and exterior of the vehicle will also be made. Deputies should observe the driver's breath and look for plain view narcotics, narcotic paraphernalia, and alcoholic beverage containers

C#P

The use of artificial light for the inspection of the vehicle's interior and its occupants is legally permissible.

C#P

Unless the Deputy observes evidence of impairment, or there is evidence of a more serious violation, the motorist should be allowed to proceed on their way.

C#P

A search of the vehicle, or passengers, should be conducted upon probable cause or incident to arrest only.

C#P

A motorist who chooses to avoid the checkpoint should be allowed to proceed unless traffic violations are observed or probable cause exists to take other action. The mere act of avoiding a checkpoint will not constitute grounds for a stop.

C#P

Drivers who refuse to roll down their windows in order to avoid contact with a law enforcement officer will be waived through and may be followed by an observation car unless reasonable suspicion/ probable cause exists to further the investigation.

C#P

A systematic approach to stopping vehicles will be established. Either all vehicles will be stopped or a method will be utilized that does not involve random stops at the Deputy's discretion. It will be the on-scene supervisor's responsibility to make a change in the systematic sequence of vehicles stopped if the traffic pattern necessitates a change.

C#P

An Incident Report will be completed for each Sobriety Checkpoint deployment, including the number of vehicles stopped, number of DUI arrests made, as well as any other violations, which are observed and charged.

Deputy CHARLES FLYNN Badge # 07291 Date 3-17-10
 Print name!
A Z RANGLES



PIMA COUNTY SHERIFF'S DEPARTMENT

SOBRIETY CHECKPOINT BRIEFING

The following items should be explained and discussed prior to conducting any sobriety checkpoint. All of the participating Deputies and Supervisors should be present. Initial next to each item as it is covered in the briefing.

- ☒ Explain the purpose of the sobriety checkpoint. The purpose of these checkpoints is to aid the Pima County Sheriff's Department in detecting and deterring impaired drivers while causing minimal inconvenience and detention to the motoring public. The real value of its ability to deter the impaired driver is a checkpoint where no impaired drivers are detected.
- ☐ Discuss the location chosen for the checkpoint and the statistical data supporting the location.
- ☐ Assign a Supervisor to the Sobriety Checkpoint operation to supervise the on-scene enforcement activities. The Supervisor will remain at the location for the duration of the operation.
- ☐ Traffic control devices and personnel will be placed in conformance with the site map approved by Pima County Department of Transportation or Pima County Sheriff Department Sobriety checkpoint guidelines.
- ☐ Instruct the Deputies to explain the purpose of the checkpoint upon approaching a vehicle. Each motorist should be advised that he/she has been stopped at a sobriety checkpoint established to identify impaired drivers.
- ☐ A Sobriety Checkpoint pamphlet/questionnaire should be given to each motorist during the stop.
- ☐ The following question/statement shall be made upon approaching a vehicle:
 "Good evening, this is a Sobriety Checkpoint aimed at deterring impaired driving. Have you consumed any alcohol and/or drugs today?"
- ☒ If the answer is no and there is no compelling reason to detain the vehicle, hand the driver a pamphlet and state, "This brochure explains the Sobriety Checkpoint program. Please look it over at your leisure."

If the answer is yes, ask how much and when. At this point, depending on the answers and other circumstances, the attending Deputy should consider if further investigation is warranted. If so, direct the driver to the nearby staging area to continue the investigation. If not, give the driver a brochure and advise them they are free to go.

Instruct the Deputies to visually inspect the driver for red, watery bloodshot eyes; abnormal complexion, vomit, urine or excrement on clothing; or other telltale signs of possible intoxication/impairment familiar to the Deputy. Inspection of the passengers, interior and exterior of the vehicle will also be made. Deputies should observe the driver's breath and look for plain view narcotics, narcotic paraphernalia, and alcoholic beverage containers

The use of artificial light for the inspection of the vehicle's interior and its occupants is legally permissible.

Unless the Deputy observes evidence of impairment, or there is evidence of a more serious violation, the motorist should be allowed to proceed on their way.

A search of the vehicle, or passengers, should be conducted upon probable cause or incident to arrest only.

A motorist who chooses to avoid the checkpoint should be allowed to proceed unless traffic violations are observed or probable cause exists to take other action. The mere act of avoiding a checkpoint will not constitute grounds for a stop.

Drivers who refuse to roll down their windows in order to avoid contact with a law enforcement officer will be waived through and may be followed by an observation car unless reasonable suspicion/ probable cause exists to further the investigation.

A systematic approach to stopping vehicles will be established. Either all vehicles will be stopped or a method will be utilized that does not involve random stops at the Deputy's discretion. It will be the on-scene supervisor's responsibility to make a change in the systematic sequence of vehicles stopped if the traffic pattern necessitates a change.

An Incident Report will be completed for each Sobriety Checkpoint deployment, including the number of vehicles stopped, number of DUI arrests made, as well as any other violations, which are observed and charged.

Deputy CRANDALL Badge # 1288 Date 3/17/10
Print name!





PIMA COUNTY SHERIFF'S DEPARTMENT


SOBRIETY CHECKPOINT BRIEFING


The following items should be explained and discussed prior to conducting any sobriety checkpoint. All of the participating Deputies and Supervisors should be present. Initial next to each item as it is covered in the briefing.


- AB Explain the purpose of the sobriety checkpoint. The purpose of these checkpoints is to aid the Pima County Sheriff's Department in detecting and deterring impaired drivers while causing minimal inconvenience and detention to the motoring public. The real value of its ability to deter the impaired driver is a checkpoint where no impaired drivers are detected.
- AB Discuss the location chosen for the checkpoint and the statistical data supporting the location.
- AB Assign a Supervisor to the Sobriety Checkpoint operation to supervise the on-scene enforcement activities. The Supervisor will remain at the location for the duration of the operation.
- AB Traffic control devices and personnel will be placed in conformance with the site map approved by Pima County Department of Transportation or Pima County Sheriff Department Sobriety checkpoint guidelines.
- AB Instruct the Deputies to explain the purpose of the checkpoint upon approaching a vehicle. Each motorist should be advised that he/she has been stopped at a sobriety checkpoint established to identify impaired drivers.
- AB A Sobriety Checkpoint pamphlet/questionnaire should be given to each motorist during the stop.
- AB The following question/statement shall be made upon approaching a vehicle:
"Good evening, this is a Sobriety Checkpoint aimed at deterring impaired driving. Have you consumed any alcohol and/or drugs today?"
- AB If the answer is no and there is no compelling reason to detain the vehicle, hand the driver a pamphlet and state, "This brochure explains the Sobriety Checkpoint program. Please look it over at your leisure."


 If the answer is yes, ask how much and when. At this point, depending on the answers and other circumstances, the attending Deputy should consider if further investigation is warranted. If so, direct the driver to the nearby staging area to continue the investigation. If not, give the driver a brochure and advise them they are free to go.


 Instruct the Deputies to visually inspect the driver for red, watery bloodshot eyes; abnormal complexion, vomit, urine or excrement on clothing; or other telltale signs of possible intoxication/impairment familiar to the Deputy. Inspection of the passengers, interior and exterior of the vehicle will also be made. Deputies should observe the driver's breath and look for plain view narcotics, narcotic paraphernalia, and alcoholic beverage containers


 The use of artificial light for the inspection of the vehicle's interior and its occupants is legally permissible.


 Unless the Deputy observes evidence of impairment, or there is evidence of a more serious violation, the motorist should be allowed to proceed on their way.

 A search of the vehicle, or passengers, should be conducted upon probable cause or incident to arrest only.

 A motorist who chooses to avoid the checkpoint should be allowed to proceed unless traffic violations are observed or probable cause exists to take other action. The mere act of avoiding a checkpoint will not constitute grounds for a stop.

 Drivers who refuse to roll down their windows in order to avoid contact with a law enforcement officer will be waived through and may be followed by an observation car unless reasonable suspicion/ probable cause exists to further the investigation.

 A systematic approach to stopping vehicles will be established. Either all vehicles will be stopped or a method will be utilized that does not involve random stops at the Deputy's discretion. It will be the on-scene supervisor's responsibility to make a change in the systematic sequence of vehicles stopped if the traffic pattern necessitates a change.

 An Incident Report will be completed for each Sobriety Checkpoint deployment, including the number of vehicles stopped, number of DUI arrests made, as well as any other violations, which are observed and charged.

Deputy Doug Gifford Badge # 1322 Date 03/17/10
Print name!



PIMA COUNTY SHERIFF'S DEPARTMENT

SOBRIETY CHECKPOINT BRIEFING

The following items should be explained and discussed prior to conducting any sobriety checkpoint. All of the participating Deputies and Supervisors should be present. Initial next to each item as it is covered in the briefing.

- J* Explain the purpose of the sobriety checkpoint. The purpose of these checkpoints is to aid the Pima County Sheriff's Department in detecting and deterring impaired drivers while causing minimal inconvenience and detention to the motoring public. The real value of its ability to deter the impaired driver is a checkpoint where no impaired drivers are detected.
- J* Discuss the location chosen for the checkpoint and the statistical data supporting the location.
- J* Assign a Supervisor to the Sobriety Checkpoint operation to supervise the on-scene enforcement activities. The Supervisor will remain at the location for the duration of the operation.
- J* Traffic control devices and personnel will be placed in conformance with the site map approved by Pima County Department of Transportation or Pima County Sheriff Department Sobriety checkpoint guidelines.
- J* Instruct the Deputies to explain the purpose of the checkpoint upon approaching a vehicle. Each motorist should be advised that he/she has been stopped at a sobriety checkpoint established to identify impaired drivers.
- J* A Sobriety Checkpoint pamphlet/questionnaire should be given to each motorist during the stop.
- J* The following question/statement shall be made upon approaching a vehicle: "Good evening, this is a Sobriety Checkpoint aimed at deterring impaired driving. Have you consumed any alcohol and/or drugs today?"
- J* If the answer is no and there is no compelling reason to detain the vehicle, hand the driver a pamphlet and state, "This brochure explains the Sobriety Checkpoint program. Please look it over at your leisure."

J If the answer is yes, ask how much and when. At this point, depending on the answers and other circumstances, the attending Deputy should consider if further investigation is warranted. If so, direct the driver to the nearby staging area to continue the investigation. If not, give the driver a brochure and advise them they are free to go.

J Instruct the Deputies to visually inspect the driver for red, watery bloodshot eyes; abnormal complexion, vomit, urine or excrement on clothing; or other telltale signs of possible intoxication/impairment familiar to the Deputy. Inspection of the passengers, interior and exterior of the vehicle will also be made. Deputies should observe the driver's breath and look for plain view narcotics, narcotic paraphernalia, and alcoholic beverage containers

J The use of artificial light for the inspection of the vehicle's interior and its occupants is legally permissible.

J Unless the Deputy observes evidence of impairment, or there is evidence of a more serious violation, the motorist should be allowed to proceed on their way.

J A search of the vehicle, or passengers, should be conducted upon probable cause or incident to arrest only.


J A motorist who chooses to avoid the checkpoint should be allowed to proceed unless traffic violations are observed or probable cause exists to take other action. The mere act of avoiding a checkpoint will not constitute grounds for a stop.

J Drivers who refuse to roll down their windows in order to avoid contact with a law enforcement officer will be waived through and may be followed by an observation car unless reasonable suspicion/ probable cause exists to further the investigation.

J A systematic approach to stopping vehicles will be established. Either all vehicles will be stopped or a method will be utilized that does not involve random stops at the Deputy's discretion. It will be the on-scene supervisor's responsibility to make a change in the systematic sequence of vehicles stopped if the traffic pattern necessitates a change.

J An Incident Report will be completed for each Sobriety Checkpoint deployment, including the number of vehicles stopped, number of DUI arrests made, as well as any other violations, which are observed and charged.

Deputy N. GREDER Badge # 793 Date 3/12/10
Print name!



PIMA COUNTY SHERIFF'S DEPARTMENT

SOBRIETY CHECKPOINT BRIEFING

The following items should be explained and discussed prior to conducting any sobriety checkpoint. All of the participating Deputies and Supervisors should be present. Initial next to each item as it is covered in the briefing.

EH Explain the purpose of the sobriety checkpoint. The purpose of these checkpoints is to aid the Pima County Sheriff's Department in detecting and deterring impaired drivers while causing minimal inconvenience and detention to the motoring public. The real value of its ability to deter the impaired driver is a checkpoint where no impaired drivers are detected.

Discuss the location chosen for the checkpoint and the statistical data supporting the location.

Assign a Supervisor to the Sobriety Checkpoint operation to supervise the on-scene enforcement activities. The Supervisor will remain at the location for the duration of the operation.

Traffic control devices and personnel will be placed in conformance with the site map approved by Pima County Department of Transportation or Pima County Sheriff Department Sobriety checkpoint guidelines.

Instruct the Deputies to explain the purpose of the checkpoint upon approaching a vehicle. Each motorist should be advised that he/she has been stopped at a sobriety checkpoint established to identify impaired drivers.

A Sobriety Checkpoint pamphlet/questionnaire should be given to each motorist during the stop.

The following question/statement shall be made upon approaching a vehicle:
 "Good evening, this is a Sobriety Checkpoint aimed at deterring impaired driving. Have you consumed any alcohol and/or drugs today?"

If the answer is no and there is no compelling reason to detain the vehicle, hand the driver a pamphlet and state, "This brochure explains the Sobriety Checkpoint program. Please look it over at your leisure."

gk If the answer is yes, ask how much and when. At this point, depending on the answers and other circumstances, the attending Deputy should consider if further investigation is warranted. If so, direct the driver to the nearby staging area to continue the investigation. If not, give the driver a brochure and advise them they are free to go.

Instruct the Deputies to visually inspect the driver for red, watery bloodshot eyes; abnormal complexion, vomit, urine or excrement on clothing; or other telltale signs of possible intoxication/impairment familiar to the Deputy. Inspection of the passengers, interior and exterior of the vehicle will also be made. Deputies should observe the driver's breath and look for plain view narcotics, narcotic paraphernalia, and alcoholic beverage containers

The use of artificial light for the inspection of the vehicle's interior and its occupants is legally permissible.

Unless the Deputy observes evidence of impairment, or there is evidence of a more serious violation, the motorist should be allowed to proceed on their way.

A search of the vehicle, or passengers, should be conducted upon probable cause or incident to arrest only.

A motorist who chooses to avoid the checkpoint should be allowed to proceed unless traffic violations are observed or probable cause exists to take other action. The mere act of avoiding a checkpoint will not constitute grounds for a stop.

Drivers who refuse to roll down their windows in order to avoid contact with a law enforcement officer will be waived through and may be followed by an observation car unless reasonable suspicion/ probable cause exists to further the investigation.

A systematic approach to stopping vehicles will be established. Either all vehicles will be stopped or a method will be utilized that does not involve random stops at the Deputy's discretion. It will be the on-scene supervisor's responsibility to make a change in the systematic sequence of vehicles stopped if the traffic pattern necessitates a change.

1339 An Incident Report will be completed for each Sobriety Checkpoint deployment, including the number of vehicles stopped, number of DUI arrests made, as well as any other violations, which are observed and charged.

Deputy E. HEATH Badge # 1339 Date 3-17-10
Print name!



PIMA COUNTY SHERIFF'S DEPARTMENT

SOBRIETY CHECKPOINT BRIEFING

The following items should be explained and discussed prior to conducting any sobriety checkpoint. All of the participating Deputies and Supervisors should be present. Initial next to each item as it is covered in the briefing.

- ✓ Explain the purpose of the sobriety checkpoint. The purpose of these checkpoints is to aid the Pima County Sheriff's Department in detecting and deterring impaired drivers while causing minimal inconvenience and detention to the motoring public. The real value of its ability to deter the impaired driver is a checkpoint where no impaired drivers are detected.
- ✓ Discuss the location chosen for the checkpoint and the statistical data supporting the location.
- ✓ Assign a Supervisor to the Sobriety Checkpoint operation to supervise the on-scene enforcement activities. The Supervisor will remain at the location for the duration of the operation.
- ✓ Traffic control devices and personnel will be placed in conformance with the site map approved by Pima County Department of Transportation or Pima County Sheriff Department Sobriety checkpoint guidelines.
- ✓ Instruct the Deputies to explain the purpose of the checkpoint upon approaching a vehicle. Each motorist should be advised that he/she has been stopped at a sobriety checkpoint established to identify impaired drivers.
- ✓ A Sobriety Checkpoint pamphlet/questionnaire should be given to each motorist during the stop.
- ✓ The following question/statement shall be made upon approaching a vehicle:
 "Good evening, this is a Sobriety Checkpoint aimed at deterring impaired driving. Have you consumed any alcohol and/or drugs today?"
- ✓ If the answer is no and there is no compelling reason to detain the vehicle, hand the driver a pamphlet and state, "This brochure explains the Sobriety Checkpoint program. Please look it over at your leisure."

- ✓ If the answer is yes, ask how much and when. At this point, depending on the answers and other circumstances, the attending Deputy should consider if further investigation is warranted. If so, direct the driver to the nearby staging area to continue the investigation. If not, give the driver a brochure and advise them they are free to go.
- ✓ Instruct the Deputies to visually inspect the driver for red, watery bloodshot eyes; abnormal complexion, vomit, urine or excrement on clothing; or other telltale signs of possible intoxication/impairment familiar to the Deputy. Inspection of the passengers, interior and exterior of the vehicle will also be made. Deputies should observe the driver's breath and look for plain view narcotics, narcotic paraphernalia, and alcoholic beverage containers
- ✓ The use of artificial light for the inspection of the vehicle's interior and its occupants is legally permissible.
- ✓ Unless the Deputy observes evidence of impairment, or there is evidence of a more serious violation, the motorist should be allowed to proceed on their way.
- ✓ A search of the vehicle, or passengers, should be conducted upon probable cause or incident to arrest only.
- ✓ A motorist who chooses to avoid the checkpoint should be allowed to proceed unless traffic violations are observed or probable cause exists to take other action. The mere act of avoiding a checkpoint will not constitute grounds for a stop.
- ✓ Drivers who refuse to roll down their windows in order to avoid contact with a law enforcement officer will be waived through and may be followed by an observation car unless reasonable suspicion/ probable cause exists to further the investigation.
- ✓ A systematic approach to stopping vehicles will be established. Either all vehicles will be stopped or a method will be utilized that does not involve random stops at the Deputy's discretion. It will be the on-scene supervisor's responsibility to make a change in the systematic sequence of vehicles stopped if the traffic pattern necessitates a change.
- ✓ An Incident Report will be completed for each Sobriety Checkpoint deployment, including the number of vehicles stopped, number of DUI arrests made, as well as any other violations, which are observed and charged.

Deputy James Hester Badge # 223 Date 3-17-10
 Print name!



PIMA COUNTY SHERIFF'S DEPARTMENT

SOBRIETY CHECKPOINT BRIEFING

The following items should be explained and discussed prior to conducting any sobriety checkpoint. All of the participating Deputies and Supervisors should be present. Initial next to each item as it is covered in the briefing.

- Dm Explain the purpose of the sobriety checkpoint. The purpose of these checkpoints is to aid the Pima County Sheriff's Department in detecting and deterring impaired drivers while causing minimal inconvenience and detention to the motoring public. The real value of its ability to deter the impaired driver is a checkpoint where no impaired drivers are detected.
- Discuss the location chosen for the checkpoint and the statistical data supporting the location.
- Assign a Supervisor to the Sobriety Checkpoint operation to supervise the on-scene enforcement activities. The Supervisor will remain at the location for the duration of the operation.
- Traffic control devices and personnel will be placed in conformance with the site map approved by Pima County Department of Transportation or Pima County Sheriff Department Sobriety checkpoint guidelines.
- Instruct the Deputies to explain the purpose of the checkpoint upon approaching a vehicle. Each motorist should be advised that he/she has been stopped at a sobriety checkpoint established to identify impaired drivers.
- A Sobriety Checkpoint pamphlet/questionnaire should be given to each motorist during the stop.
- The following question/statement shall be made upon approaching a vehicle:
 "Good evening, this is a Sobriety Checkpoint aimed at deterring impaired driving. Have you consumed any alcohol and/or drugs today?"
- Dm If the answer is no and there is no compelling reason to detain the vehicle, hand the driver a pamphlet and state, "This brochure explains the Sobriety Checkpoint program. Please look it over at your leisure."

Dnr If the answer is yes, ask how much and when. At this point, depending on the answers and other circumstances, the attending Deputy should consider if further investigation is warranted. If so, direct the driver to the nearby staging area to continue the investigation. If not, give the driver a brochure and advise them they are free to go.

Instruct the Deputies to visually inspect the driver for red, watery bloodshot eyes; abnormal complexion, vomit, urine or excrement on clothing; or other telltale signs of possible intoxication/impairment familiar to the Deputy. Inspection of the passengers, interior and exterior of the vehicle will also be made. Deputies should observe the driver's breath and look for plain view narcotics, narcotic paraphernalia, and alcoholic beverage containers

The use of artificial light for the inspection of the vehicle's interior and its occupants is legally permissible.

Unless the Deputy observes evidence of impairment, or there is evidence of a more serious violation, the motorist should be allowed to proceed on their way.

A search of the vehicle, or passengers, should be conducted upon probable cause or incident to arrest only.


A motorist who chooses to avoid the checkpoint should be allowed to proceed unless traffic violations are observed or probable cause exists to take other action. The mere act of avoiding a checkpoint will not constitute grounds for a stop.

Drivers who refuse to roll down their windows in order to avoid contact with a law enforcement officer will be waived through and may be followed by an observation car unless reasonable suspicion/ probable cause exists to further the investigation.

A systematic approach to stopping vehicles will be established. Either all vehicles will be stopped or a method will be utilized that does not involve random stops at the Deputy's discretion. It will be the on-scene supervisor's responsibility to make a change in the systematic sequence of vehicles stopped if the traffic pattern necessitates a change.

Dnr An Incident Report will be completed for each Sobriety Checkpoint deployment, including the number of vehicles stopped, number of DUI arrests made, as well as any other violations, which are observed and charged.

Deputy D. LATONJAN Badge # 5084 Date 03/17/10
Print name!



PIMA COUNTY SHERIFF'S DEPARTMENT

SOBRIETY CHECKPOINT BRIEFING

The following items should be explained and discussed prior to conducting any sobriety checkpoint. All of the participating Deputies and Supervisors should be present. Initial next to each item as it is covered in the briefing.

[Handwritten signature]

Explain the purpose of the sobriety checkpoint. The purpose of these checkpoints is to aid the Pima County Sheriff's Department in detecting and deterring impaired drivers while causing minimal inconvenience and detention to the motoring public. The real value of its ability to deter the impaired driver is a checkpoint where no impaired drivers are detected.

[Handwritten signature]

Discuss the location chosen for the checkpoint and the statistical data supporting the location.

[Handwritten signature]

Assign a Supervisor to the Sobriety Checkpoint operation to supervise the on-scene enforcement activities. The Supervisor will remain at the location for the duration of the operation.

[Handwritten signature]

Traffic control devices and personnel will be placed in conformance with the site map approved by Pima County Department of Transportation or Pima County Sheriff Department Sobriety checkpoint guidelines.

[Handwritten signature]

Instruct the Deputies to explain the purpose of the checkpoint upon approaching a vehicle. Each motorist should be advised that he/she has been stopped at a sobriety checkpoint established to identify impaired drivers.

[Handwritten signature]

A Sobriety Checkpoint pamphlet/questionnaire should be given to each motorist during the stop.

[Handwritten signature]

The following question/statement shall be made upon approaching a vehicle:
 "Good evening, this is a Sobriety Checkpoint aimed at deterring impaired driving. Have you consumed any alcohol and/or drugs today?"

If the answer is no and there is no compelling reason to detain the vehicle, hand the driver a pamphlet and state, "This brochure explains the Sobriety Checkpoint program. Please look it over at your leisure."

If the answer is yes, ask how much and when. At this point, depending on the answers and other circumstances, the attending Deputy should consider if further investigation is warranted. If so, direct the driver to the nearby staging area to continue the investigation. If not, give the driver a brochure and advise them they are free to go.

Instruct the Deputies to visually inspect the driver for red, watery bloodshot eyes; abnormal complexion, vomit, urine or excrement on clothing; or other telltale signs of possible intoxication/impairment familiar to the Deputy. Inspection of the passengers, interior and exterior of the vehicle will also be made. Deputies should observe the driver's breath and look for plain view narcotics, narcotic paraphernalia, and alcoholic beverage containers

The use of artificial light for the inspection of the vehicle's interior and its occupants is legally permissible.

Unless the Deputy observes evidence of impairment, or there is evidence of a more serious violation, the motorist should be allowed to proceed on their way.

A search of the vehicle, or passengers, should be conducted upon probable cause or incident to arrest only.

A motorist who chooses to avoid the checkpoint should be allowed to proceed unless traffic violations are observed or probable cause exists to take other action. The mere act of avoiding a checkpoint will not constitute grounds for a stop.

Drivers who refuse to roll down their windows in order to avoid contact with a law enforcement officer will be waived through and may be followed by an observation car unless reasonable suspicion/ probable cause exists to further the investigation.

A systematic approach to stopping vehicles will be established. Either all vehicles will be stopped or a method will be utilized that does not involve random stops at the Deputy's discretion. It will be the on-scene supervisor's responsibility to make a change in the systematic sequence of vehicles stopped if the traffic pattern necessitates a change.

An Incident Report will be completed for each Sobriety Checkpoint deployment, including the number of vehicles stopped, number of DUI arrests made, as well as any other violations, which are observed and charged.

SAV Deputy JASON LANG Badge # 6999 Date 3/17/10
Print name!



PIMA COUNTY SHERIFF'S DEPARTMENT

SOBRIETY CHECKPOINT BRIEFING

The following items should be explained and discussed prior to conducting any sobriety checkpoint. All of the participating Deputies and Supervisors should be present. Initial next to each item as it is covered in the briefing.

- CM*
- Explain the purpose of the sobriety checkpoint. The purpose of these checkpoints is to aid the Pima County Sheriff's Department in detecting and deterring impaired drivers while causing minimal inconvenience and detention to the motoring public. The real value of its ability to deter the impaired driver is a checkpoint where no impaired drivers are detected.
 - Discuss the location chosen for the checkpoint and the statistical data supporting the location.
 - Assign a Supervisor to the Sobriety Checkpoint operation to supervise the on-scene enforcement activities. The Supervisor will remain at the location for the duration of the operation.
 - Traffic control devices and personnel will be placed in conformance with the site map approved by Pima County Department of Transportation or Pima County Sheriff Department Sobriety checkpoint guidelines.
 - Instruct the Deputies to explain the purpose of the checkpoint upon approaching a vehicle. Each motorist should be advised that he/she has been stopped at a sobriety checkpoint established to identify impaired drivers.
 - A Sobriety Checkpoint pamphlet/questionnaire should be given to each motorist during the stop.
 - The following question/statement shall be made upon approaching a vehicle:
 "Good evening, this is a Sobriety Checkpoint aimed at deterring impaired driving. Have you consumed any alcohol and/or drugs today?"
 If the answer is no and there is no compelling reason to detain the vehicle, hand the driver a pamphlet and state, "This brochure explains the Sobriety Checkpoint program. Please look it over at your leisure."
- CM*

CM If the answer is yes, ask how much and when. At this point, depending on the answers and other circumstances, the attending Deputy should consider if further investigation is warranted. If so, direct the driver to the nearby staging area to continue the investigation. If not, give the driver a brochure and advise them they are free to go.

Instruct the Deputies to visually inspect the driver for red, watery bloodshot eyes; abnormal complexion, vomit, urine or excrement on clothing; or other telltale signs of possible intoxication/impairment familiar to the Deputy. Inspection of the passengers, interior and exterior of the vehicle will also be made. Deputies should observe the driver's breath and look for plain view narcotics, narcotic paraphernalia, and alcoholic beverage containers

The use of artificial light for the inspection of the vehicle's interior and its occupants is legally permissible.

Unless the Deputy observes evidence of impairment, or there is evidence of a more serious violation, the motorist should be allowed to proceed on their way.

A search of the vehicle, or passengers, should be conducted upon probable cause or incident to arrest only.


A motorist who chooses to avoid the checkpoint should be allowed to proceed unless traffic violations are observed or probable cause exists to take other action. The mere act of avoiding a checkpoint will not constitute grounds for a stop.

Drivers who refuse to roll down their windows in order to avoid contact with a law enforcement officer will be waived through and may be followed by an observation car unless reasonable suspicion/ probable cause exists to further the investigation.

V A systematic approach to stopping vehicles will be established. Either all vehicles will be stopped or a method will be utilized that does not involve random stops at the Deputy's discretion. It will be the on-scene supervisor's responsibility to make a change in the systematic sequence of vehicles stopped if the traffic pattern necessitates a change.

CM An Incident Report will be completed for each Sobriety Checkpoint deployment, including the number of vehicles stopped, number of DUI arrests made, as well as any other violations, which are observed and charged.

Deputy MANOLEAS Badge # 1286 Date 3-17-10
Print name!



PIMA COUNTY SHERIFF'S DEPARTMENT

SOBRIETY CHECKPOINT BRIEFING

The following items should be explained and discussed prior to conducting any sobriety checkpoint. All of the participating Deputies and Supervisors should be present. Initial next to each item as it is covered in the briefing.

[Signature] Explain the purpose of the sobriety checkpoint. The purpose of these checkpoints is to aid the Pima County Sheriff's Department in detecting and deterring impaired drivers while causing minimal inconvenience and detention to the motoring public. The real value of its ability to deter the impaired driver is a checkpoint where no impaired drivers are detected.

[Signature] Discuss the location chosen for the checkpoint and the statistical data supporting the location.

[Signature] Assign a Supervisor to the Sobriety Checkpoint operation to supervise the on-scene enforcement activities. The Supervisor will remain at the location for the duration of the operation.

[Signature] Traffic control devices and personnel will be placed in conformance with the site map approved by Pima County Department of Transportation or Pima County Sheriff Department Sobriety checkpoint guidelines.

[Signature] Instruct the Deputies to explain the purpose of the checkpoint upon approaching a vehicle. Each motorist should be advised that he/she has been stopped at a sobriety checkpoint established to identify impaired drivers.

[Signature] A Sobriety Checkpoint pamphlet/questionnaire should be given to each motorist during the stop.

[Signature] The following question/statement shall be made upon approaching a vehicle:
"Good evening, this is a Sobriety Checkpoint aimed at deterring impaired driving. Have you consumed any alcohol and/or drugs today?"

[Signature] If the answer is no and there is no compelling reason to detain the vehicle, hand the driver a pamphlet and state, "This brochure explains the Sobriety Checkpoint program. Please look it over at your leisure."

B If the answer is yes, ask how much and when. At this point, depending on the answers and other circumstances, the attending Deputy should consider if further investigation is warranted. If so, direct the driver to the nearby staging area to continue the investigation. If not, give the driver a brochure and advise them they are free to go.

B Instruct the Deputies to visually inspect the driver for red, watery bloodshot eyes; abnormal complexion, vomit, urine or excrement on clothing; or other telltale signs of possible intoxication/impairment familiar to the Deputy. Inspection of the passengers, interior and exterior of the vehicle will also be made. Deputies should observe the driver's breath and look for plain view narcotics, narcotic paraphernalia, and alcoholic beverage containers

B The use of artificial light for the inspection of the vehicle's interior and its occupants is legally permissible.

B Unless the Deputy observes evidence of impairment, or there is evidence of a more serious violation, the motorist should be allowed to proceed on their way.

B A search of the vehicle, or passengers, should be conducted upon probable cause or incident to arrest only.

B A motorist who chooses to avoid the checkpoint should be allowed to proceed unless traffic violations are observed or probable cause exists to take other action. The mere act of avoiding a checkpoint will not constitute grounds for a stop.

B Drivers who refuse to roll down their windows in order to avoid contact with a law enforcement officer will be waived through and may be followed by an observation car unless reasonable suspicion/ probable cause exists to further the investigation.

B A systematic approach to stopping vehicles will be established. Either all vehicles will be stopped or a method will be utilized that does not involve random stops at the Deputy's discretion. It will be the on-scene supervisor's responsibility to make a change in the systematic sequence of vehicles stopped if the traffic pattern necessitates a change.

B An Incident Report will be completed for each Sobriety Checkpoint deployment, including the number of vehicles stopped, number of DUI arrests made, as well as any other violations, which are observed and charged.

Deputy SGT W. MURPHY Badge # 833 Date 03/7/0
Print name!



PIMA COUNTY SHERIFF'S DEPARTMENT

SOBRIETY CHECKPOINT BRIEFING

The following items should be explained and discussed prior to conducting any sobriety checkpoint. All of the participating Deputies and Supervisors should be present. Initial next to each item as it is covered in the briefing.

- Explain the purpose of the sobriety checkpoint. The purpose of these checkpoints is to aid the Pima County Sheriff's Department in detecting and deterring impaired drivers while causing minimal inconvenience and detention to the motoring public. The real value of its ability to deter the impaired driver is a checkpoint where no impaired drivers are detected.
- Discuss the location chosen for the checkpoint and the statistical data supporting the location.
- Assign a Supervisor to the Sobriety Checkpoint operation to supervise the on-scene enforcement activities. The Supervisor will remain at the location for the duration of the operation.
- Traffic control devices and personnel will be placed in conformance with the site map approved by Pima County Department of Transportation or Pima County Sheriff Department Sobriety checkpoint guidelines.
- Instruct the Deputies to explain the purpose of the checkpoint upon approaching a vehicle. Each motorist should be advised that he/she has been stopped at a sobriety checkpoint established to identify impaired drivers.
- A Sobriety Checkpoint pamphlet/questionnaire should be given to each motorist during the stop.
- The following question/statement shall be made upon approaching a vehicle:
 "Good evening, this is a Sobriety Checkpoint aimed at deterring impaired driving. Have you consumed any alcohol and/or drugs today?"
- If the answer is no and there is no compelling reason to detain the vehicle, hand the driver a pamphlet and state, "This brochure explains the Sobriety Checkpoint program. Please look it over at your leisure."

- If the answer is yes, ask how much and when. At this point, depending on the answers and other circumstances, the attending Deputy should consider if further investigation is warranted. If so, direct the driver to the nearby staging area to continue the investigation. If not, give the driver a brochure and advise them they are free to go.
- Instruct the Deputies to visually inspect the driver for red, watery bloodshot eyes; abnormal complexion, vomit, urine or excrement on clothing; or other telltale signs of possible intoxication/impairment familiar to the Deputy. Inspection of the passengers, interior and exterior of the vehicle will also be made. Deputies should observe the driver's breath and look for plain view narcotics, narcotic paraphernalia, and alcoholic beverage containers
- The use of artificial light for the inspection of the vehicle's interior and its occupants is legally permissible.
- Unless the Deputy observes evidence of impairment, or there is evidence of a more serious violation, the motorist should be allowed to proceed on their way.
- A search of the vehicle, or passengers, should be conducted upon probable cause or incident to arrest only.
- A motorist who chooses to avoid the checkpoint should be allowed to proceed unless traffic violations are observed or probable cause exists to take other action. The mere act of avoiding a checkpoint will not constitute grounds for a stop.
- Drivers who refuse to roll down their windows in order to avoid contact with a law enforcement officer will be waived through and may be followed by an observation car unless reasonable suspicion/ probable cause exists to further the investigation.
- A systematic approach to stopping vehicles will be established. Either all vehicles will be stopped or a method will be utilized that does not involve random stops at the Deputy's discretion. It will be the on-scene supervisor's responsibility to make a change in the systematic sequence of vehicles stopped if the traffic pattern necessitates a change.
- An Incident Report will be completed for each Sobriety Checkpoint deployment, including the number of vehicles stopped, number of DUI arrests made, as well as any other violations, which are observed and charged.

Deputy MURPHY Badge # 1275 Date 03-17-2010
 Print name!



PIMA COUNTY SHERIFF'S DEPARTMENT

SOBRIETY CHECKPOINT BRIEFING

The following items should be explained and discussed prior to conducting any sobriety checkpoint. All of the participating Deputies and Supervisors should be present. Initial next to each item as it is covered in the briefing.

[Handwritten initials]

Explain the purpose of the sobriety checkpoint. The purpose of these checkpoints is to aid the Pima County Sheriff's Department in detecting and deterring impaired drivers while causing minimal inconvenience and detention to the motoring public. The real value of its ability to deter the impaired driver is a checkpoint where no impaired drivers are detected.

[Handwritten initials]

Discuss the location chosen for the checkpoint and the statistical data supporting the location.

[Handwritten initials]

Assign a Supervisor to the Sobriety Checkpoint operation to supervise the on-scene enforcement activities. The Supervisor will remain at the location for the duration of the operation.

[Handwritten initials]

Traffic control devices and personnel will be placed in conformance with the site map approved by Pima County Department of Transportation or Pima County Sheriff Department Sobriety checkpoint guidelines.

[Handwritten initials]

Instruct the Deputies to explain the purpose of the checkpoint upon approaching a vehicle. Each motorist should be advised that he/she has been stopped at a sobriety checkpoint established to identify impaired drivers.

[Handwritten initials]


A Sobriety Checkpoint pamphlet/questionnaire should be given to each motorist during the stop.


[Handwritten initials]


The following question/statement shall be made upon approaching a vehicle:
"Good evening, this is a Sobriety Checkpoint aimed at deterring impaired driving. Have you consumed any alcohol and/or drugs today?"


[Handwritten initials]


If the answer is no and there is no compelling reason to detain the vehicle, hand the driver a pamphlet and state, "This brochure explains the Sobriety Checkpoint program. Please look it over at your leisure."


 If the answer is yes, ask how much and when. At this point, depending on the answers and other circumstances, the attending Deputy should consider if further investigation is warranted. If so, direct the driver to the nearby staging area to continue the investigation. If not, give the driver a brochure and advise them they are free to go.


 Instruct the Deputies to visually inspect the driver for red, watery bloodshot eyes; abnormal complexion, vomit, urine or excrement on clothing; or other telltale signs of possible intoxication/impairment familiar to the Deputy. Inspection of the passengers, interior and exterior of the vehicle will also be made. Deputies should observe the driver's breath and look for plain view narcotics, narcotic paraphernalia, and alcoholic beverage containers


 The use of artificial light for the inspection of the vehicle's interior and its occupants is legally permissible.


 Unless the Deputy observes evidence of impairment, or there is evidence of a more serious violation, the motorist should be allowed to proceed on their way.

 A search of the vehicle, or passengers, should be conducted upon probable cause or incident to arrest only.

 A motorist who chooses to avoid the checkpoint should be allowed to proceed unless traffic violations are observed or probable cause exists to take other action. The mere act of avoiding a checkpoint will not constitute grounds for a stop.

 Drivers who refuse to roll down their windows in order to avoid contact with a law enforcement officer will be waived through and may be followed by an observation car unless reasonable suspicion/ probable cause exists to further the investigation.

 A systematic approach to stopping vehicles will be established. Either all vehicles will be stopped or a method will be utilized that does not involve random stops at the Deputy's discretion. It will be the on-scene supervisor's responsibility to make a change in the systematic sequence of vehicles stopped if the traffic pattern necessitates a change.

 An Incident Report will be completed for each Sobriety Checkpoint deployment, including the number of vehicles stopped, number of DUI arrests made, as well as any other violations, which are observed and charged.

Deputy BILL NUWER Badge # 1343 Date 3/17/10
Print name!



PIMA COUNTY SHERIFF'S DEPARTMENT

SOBRIETY CHECKPOINT BRIEFING

The following items should be explained and discussed prior to conducting any sobriety checkpoint. All of the participating Deputies and Supervisors should be present. Initial next to each item as it is covered in the briefing.

CMC Explain the purpose of the sobriety checkpoint. The purpose of these checkpoints is to aid the Pima County Sheriff's Department in detecting and deterring impaired drivers while causing minimal inconvenience and detention to the motoring public. The real value of its ability to deter the impaired driver is a checkpoint where no impaired drivers are detected.

CMC Discuss the location chosen for the checkpoint and the statistical data supporting the location.

CMC Assign a Supervisor to the Sobriety Checkpoint operation to supervise the on-scene enforcement activities. The Supervisor will remain at the location for the duration of the operation.

CMC Traffic control devices and personnel will be placed in conformance with the site map approved by Pima County Department of Transportation or Pima County Sheriff Department Sobriety checkpoint guidelines.

CMC Instruct the Deputies to explain the purpose of the checkpoint upon approaching a vehicle. Each motorist should be advised that he/she has been stopped at a sobriety checkpoint established to identify impaired drivers.

CMC A Sobriety Checkpoint pamphlet/questionnaire should be given to each motorist during the stop.

CMC The following question/statement shall be made upon approaching a vehicle:
"Good evening, this is a Sobriety Checkpoint aimed at deterring impaired driving. Have you consumed any alcohol and/or drugs today?"

CMC If the answer is no and there is no compelling reason to detain the vehicle, hand the driver a pamphlet and state, "This brochure explains the Sobriety Checkpoint program. Please look it over at your leisure."

CMB If the answer is yes, ask how much and when. At this point, depending on the answers and other circumstances, the attending Deputy should consider if further investigation is warranted. If so, direct the driver to the nearby staging area to continue the investigation. If not, give the driver a brochure and advise them they are free to go.

CMB Instruct the Deputies to visually inspect the driver for red, watery bloodshot eyes; abnormal complexion, vomit, urine or excrement on clothing; or other telltale signs of possible intoxication/impairment familiar to the Deputy. Inspection of the passengers, interior and exterior of the vehicle will also be made. Deputies should observe the driver's breath and look for plain view narcotics, narcotic paraphernalia, and alcoholic beverage containers

CMB The use of artificial light for the inspection of the vehicle's interior and its occupants is legally permissible.

CMB Unless the Deputy observes evidence of impairment, or there is evidence of a more serious violation, the motorist should be allowed to proceed on their way.

CMB A search of the vehicle, or passengers, should be conducted upon probable cause or incident to arrest only.

CMB A motorist who chooses to avoid the checkpoint should be allowed to proceed unless traffic violations are observed or probable cause exists to take other action. The mere act of avoiding a checkpoint will not constitute grounds for a stop.

CMB Drivers who refuse to roll down their windows in order to avoid contact with a law enforcement officer will be waived through and may be followed by an observation car unless reasonable suspicion/ probable cause exists to further the investigation.

CMB A systematic approach to stopping vehicles will be established. Either all vehicles will be stopped or a method will be utilized that does not involve random stops at the Deputy's discretion. It will be the on-scene supervisor's responsibility to make a change in the systematic sequence of vehicles stopped if the traffic pattern necessitates a change.

CMB An Incident Report will be completed for each Sobriety Checkpoint deployment, including the number of vehicles stopped, number of DUI arrests made, as well as any other violations, which are observed and charged.

Deputy Michael Obst Badge # 7003 Date 3/17/10
Print name!



PIMA COUNTY SHERIFF'S DEPARTMENT

SOBRIETY CHECKPOINT BRIEFING

The following items should be explained and discussed prior to conducting any sobriety checkpoint. All of the participating Deputies and Supervisors should be present. Initial next to each item as it is covered in the briefing.

6-Q. Explain the purpose of the sobriety checkpoint. The purpose of these checkpoints is to aid the Pima County Sheriff's Department in detecting and deterring impaired drivers while causing minimal inconvenience and detention to the motoring public. The real value of its ability to deter the impaired driver is a checkpoint where no impaired drivers are detected.

Discuss the location chosen for the checkpoint and the statistical data supporting the location.

Assign a Supervisor to the Sobriety Checkpoint operation to supervise the on-scene enforcement activities. The Supervisor will remain at the location for the duration of the operation.

Traffic control devices and personnel will be placed in conformance with the site map approved by Pima County Department of Transportation or Pima County Sheriff Department Sobriety checkpoint guidelines.

Instruct the Deputies to explain the purpose of the checkpoint upon approaching a vehicle. Each motorist should be advised that he/she has been stopped at a sobriety checkpoint established to identify impaired drivers.

A Sobriety Checkpoint pamphlet/questionnaire should be given to each motorist during the stop.

The following question/statement shall be made upon approaching a vehicle:
 "Good evening, this is a Sobriety Checkpoint aimed at deterring impaired driving. Have you consumed any alcohol and/or drugs today?"

6-Q If the answer is no and there is no compelling reason to detain the vehicle, hand the driver a pamphlet and state, "This brochure explains the Sobriety Checkpoint program. Please look it over at your leisure."

G-Q.

If the answer is yes, ask how much and when. At this point, depending on the answers and other circumstances, the attending Deputy should consider if further investigation is warranted. If so, direct the driver to the nearby staging area to continue the investigation. If not, give the driver a brochure and advise them they are free to go.

Instruct the Deputies to visually inspect the driver for red, watery bloodshot eyes; abnormal complexion, vomit, urine or excrement on clothing; or other telltale signs of possible intoxication/impairment familiar to the Deputy. Inspection of the passengers, interior and exterior of the vehicle will also be made. Deputies should observe the driver's breath and look for plain view narcotics, narcotic paraphernalia, and alcoholic beverage containers

The use of artificial light for the inspection of the vehicle's interior and its occupants is legally permissible.

Unless the Deputy observes evidence of impairment, or there is evidence of a more serious violation, the motorist should be allowed to proceed on their way.

A search of the vehicle, or passengers, should be conducted upon probable cause or incident to arrest only.

A motorist who chooses to avoid the checkpoint should be allowed to proceed unless traffic violations are observed or probable cause exists to take other action. The mere act of avoiding a checkpoint will not constitute grounds for a stop.

Drivers who refuse to roll down their windows in order to avoid contact with a law enforcement officer will be waived through and may be followed by an observation car unless reasonable suspicion/ probable cause exists to further the investigation.

A systematic approach to stopping vehicles will be established. Either all vehicles will be stopped or a method will be utilized that does not involve random stops at the Deputy's discretion. It will be the on-scene supervisor's responsibility to make a change in the systematic sequence of vehicles stopped if the traffic pattern necessitates a change.

G-Q.

An Incident Report will be completed for each Sobriety Checkpoint deployment, including the number of vehicles stopped, number of DUI arrests made, as well as any other violations, which are observed and charged.

Deputy Guy Quintance Badge # 5817 Date 3-17-10
Print name!



PIMA COUNTY SHERIFF'S DEPARTMENT

SOBRIETY CHECKPOINT BRIEFING

The following items should be explained and discussed prior to conducting any sobriety checkpoint. All of the participating Deputies and Supervisors should be present. Initial next to each item as it is covered in the briefing.

- PN* Explain the purpose of the sobriety checkpoint. The purpose of these checkpoints is to aid the Pima County Sheriff's Department in detecting and deterring impaired drivers while causing minimal inconvenience and detention to the motoring public. The real value of its ability to deter the impaired driver is a checkpoint where no impaired drivers are detected.
- PN* Discuss the location chosen for the checkpoint and the statistical data supporting the location.
- PN* Assign a Supervisor to the Sobriety Checkpoint operation to supervise the on-scene enforcement activities. The Supervisor will remain at the location for the duration of the operation.
- PN* Traffic control devices and personnel will be placed in conformance with the site map approved by Pima County Department of Transportation or Pima County Sheriff Department Sobriety checkpoint guidelines.
- PN* Instruct the Deputies to explain the purpose of the checkpoint upon approaching a vehicle. Each motorist should be advised that he/she has been stopped at a sobriety checkpoint established to identify impaired drivers.
- PN* A Sobriety Checkpoint pamphlet/questionnaire should be given to each motorist during the stop.
- PN* The following question/statement shall be made upon approaching a vehicle:
 "Good evening, this is a Sobriety Checkpoint aimed at deterring impaired driving. Have you consumed any alcohol and/or drugs today?"
PN If the answer is no and there is no compelling reason to detain the vehicle, hand the driver a pamphlet and state, "This brochure explains the Sobriety Checkpoint program. Please look it over at your leisure."

PNW If the answer is yes, ask how much and when. At this point, depending on the answers and other circumstances, the attending Deputy should consider if further investigation is warranted. If so, direct the driver to the nearby staging area to continue the investigation. If not, give the driver a brochure and advise them they are free to go.

PNW Instruct the Deputies to visually inspect the driver for red, watery bloodshot eyes; abnormal complexion, vomit, urine or excrement on clothing; or other telltale signs of possible intoxication/impairment familiar to the Deputy. Inspection of the passengers, interior and exterior of the vehicle will also be made. Deputies should observe the driver's breath and look for plain view narcotics, narcotic paraphernalia, and alcoholic beverage containers

PNW The use of artificial light for the inspection of the vehicle's interior and its occupants is legally permissible.

PNW Unless the Deputy observes evidence of impairment, or there is evidence of a more serious violation, the motorist should be allowed to proceed on their way.

PNW A search of the vehicle, or passengers, should be conducted upon probable cause or incident to arrest only.


PNW A motorist who chooses to avoid the checkpoint should be allowed to proceed unless traffic violations are observed or probable cause exists to take other action. The mere act of avoiding a checkpoint will not constitute grounds for a stop.

PNW Drivers who refuse to roll down their windows in order to avoid contact with a law enforcement officer will be waived through and may be followed by an observation car unless reasonable suspicion/ probable cause exists to further the investigation.

PNW A systematic approach to stopping vehicles will be established. Either all vehicles will be stopped or a method will be utilized that does not involve random stops at the Deputy's discretion. It will be the on-scene supervisor's responsibility to make a change in the systematic sequence of vehicles stopped if the traffic pattern necessitates a change.

PNW An Incident Report will be completed for each Sobriety Checkpoint deployment, including the number of vehicles stopped, number of DUI arrests made, as well as any other violations, which are observed and charged.

Deputy R. Rogers Badge # 5347 Date 3/17/10
Print name!



PIMA COUNTY SHERIFF'S DEPARTMENT

SOBRIETY CHECKPOINT BRIEFING

The following items should be explained and discussed prior to conducting any sobriety checkpoint. All of the participating Deputies and Supervisors should be present. Initial next to each item as it is covered in the briefing.

SV

Explain the purpose of the sobriety checkpoint. The purpose of these checkpoints is to aid the Pima County Sheriff's Department in detecting and deterring impaired drivers while causing minimal inconvenience and detention to the motoring public. The real value of its ability to deter the impaired driver is a checkpoint where no impaired drivers are detected.

Discuss the location chosen for the checkpoint and the statistical data supporting the location.

Assign a Supervisor to the Sobriety Checkpoint operation to supervise the on-scene enforcement activities. The Supervisor will remain at the location for the duration of the operation.

Traffic control devices and personnel will be placed in conformance with the site map approved by Pima County Department of Transportation or Pima County Sheriff Department Sobriety checkpoint guidelines.

Instruct the Deputies to explain the purpose of the checkpoint upon approaching a vehicle. Each motorist should be advised that he/she has been stopped at a sobriety checkpoint established to identify impaired drivers.

A Sobriety Checkpoint pamphlet/questionnaire should be given to each motorist during the stop.

The following question/statement shall be made upon approaching a vehicle:
 "Good evening, this is a Sobriety Checkpoint aimed at deterring impaired driving. Have you consumed any alcohol and/or drugs today?"

SV

If the answer is no and there is no compelling reason to detain the vehicle, hand the driver a pamphlet and state, "This brochure explains the Sobriety Checkpoint program. Please look it over at your leisure."

JV

If the answer is yes, ask how much and when. At this point, depending on the answers and other circumstances, the attending Deputy should consider if further investigation is warranted. If so, direct the driver to the nearby staging area to continue the investigation. If not, give the driver a brochure and advise them they are free to go.

Instruct the Deputies to visually inspect the driver for red, watery bloodshot eyes; abnormal complexion, vomit, urine or excrement on clothing; or other telltale signs of possible intoxication/impairment familiar to the Deputy. Inspection of the passengers, interior and exterior of the vehicle will also be made. Deputies should observe the driver's breath and look for plain view narcotics, narcotic paraphernalia, and alcoholic beverage containers

The use of artificial light for the inspection of the vehicle's interior and its occupants is legally permissible.

Unless the Deputy observes evidence of impairment, or there is evidence of a more serious violation, the motorist should be allowed to proceed on their way.

A search of the vehicle, or passengers, should be conducted upon probable cause or incident to arrest only.

A motorist who chooses to avoid the checkpoint should be allowed to proceed unless traffic violations are observed or probable cause exists to take other action. The mere act of avoiding a checkpoint will not constitute grounds for a stop.


Drivers who refuse to roll down their windows in order to avoid contact with a law enforcement officer will be waived through and may be followed by an observation car unless reasonable suspicion/ probable cause exists to further the investigation.

A systematic approach to stopping vehicles will be established. Either all vehicles will be stopped or a method will be utilized that does not involve random stops at the Deputy's discretion. It will be the on-scene supervisor's responsibility to make a change in the systematic sequence of vehicles stopped if the traffic pattern necessitates a change.

JV

An Incident Report will be completed for each Sobriety Checkpoint deployment, including the number of vehicles stopped, number of DUI arrests made, as well as any other violations, which are observed and charged.

Deputy JOSE VELASCO Badge # 5703 Date 03-17-10
Print name!



PIMA COUNTY SHERIFF'S DEPARTMENT


SOBRIETY CHECKPOINT BRIEFING

The following items should be explained and discussed prior to conducting any sobriety checkpoint. All of the participating Deputies and Supervisors should be present. Initial next to each item as it is covered in the briefing.

- SCV Explain the purpose of the sobriety checkpoint. The purpose of these checkpoints is to aid the Pima County Sheriff's Department in detecting and deterring impaired drivers while causing minimal inconvenience and detention to the motoring public. The real value of its ability to deter the impaired driver is a checkpoint where no impaired drivers are detected.
- SCV Discuss the location chosen for the checkpoint and the statistical data supporting the location.
- SCV Assign a Supervisor to the Sobriety Checkpoint operation to supervise the on-scene enforcement activities. The Supervisor will remain at the location for the duration of the operation.
- SCV Traffic control devices and personnel will be placed in conformance with the site map approved by Pima County Department of Transportation or Pima County Sheriff Department Sobriety checkpoint guidelines.
- SCV Instruct the Deputies to explain the purpose of the checkpoint upon approaching a vehicle. Each motorist should be advised that he/she has been stopped at a sobriety checkpoint established to identify impaired drivers.
- SCV A Sobriety Checkpoint pamphlet/questionnaire should be given to each motorist during the stop.
- SCV The following question/statement shall be made upon approaching a vehicle:
"Good evening, this is a Sobriety Checkpoint aimed at deterring impaired driving. Have you consumed any alcohol and/or drugs today?"
- SCV If the answer is no and there is no compelling reason to detain the vehicle, hand the driver a pamphlet and state, "This brochure explains the Sobriety Checkpoint program. Please look it over at your leisure."

- SCV If the answer is yes, ask how much and when. At this point, depending on the answers and other circumstances, the attending Deputy should consider if further investigation is warranted. If so, direct the driver to the nearby staging area to continue the investigation. If not, give the driver a brochure and advise them they are free to go.
- SCV Instruct the Deputies to visually inspect the driver for red, watery bloodshot eyes; abnormal complexion, vomit, urine or excrement on clothing; or other telltale signs of possible intoxication/impairment familiar to the Deputy. Inspection of the passengers, interior and exterior of the vehicle will also be made. Deputies should observe the driver's breath and look for plain view narcotics, narcotic paraphernalia, and alcoholic beverage containers
- SCV The use of artificial light for the inspection of the vehicle's interior and its occupants is legally permissible.
- SCV Unless the Deputy observes evidence of impairment, or there is evidence of a more serious violation, the motorist should be allowed to proceed on their way.
- SCV A search of the vehicle, or passengers, should be conducted upon probable cause or incident to arrest only.
- SCV A motorist who chooses to avoid the checkpoint should be allowed to proceed unless traffic violations are observed or probable cause exists to take other action. The mere act of avoiding a checkpoint will not constitute grounds for a stop.
- SCV Drivers who refuse to roll down their windows in order to avoid contact with a law enforcement officer will be waived through and may be followed by an observation car unless reasonable suspicion/ probable cause exists to further the investigation.
- SCV A systematic approach to stopping vehicles will be established. Either all vehicles will be stopped or a method will be utilized that does not involve random stops at the Deputy's discretion. It will be the on-scene supervisor's responsibility to make a change in the systematic sequence of vehicles stopped if the traffic pattern necessitates a change.
- SCV An Incident Report will be completed for each Sobriety Checkpoint deployment, including the number of vehicles stopped, number of DUI arrests made, as well as any other violations, which are observed and charged.

Deputy J. VILLANUEVA Badge # 5447 Date 3/17/2010
 Print name!



PIMA COUNTY SHERIFF'S DEPARTMENT

SOBRIETY CHECKPOINT BRIEFING

The following items should be explained and discussed prior to conducting any sobriety checkpoint. All of the participating Deputies and Supervisors should be present. Initial next to each item as it is covered in the briefing.

hl

Explain the purpose of the sobriety checkpoint. The purpose of these checkpoints is to aid the Pima County Sheriff's Department in detecting and deterring impaired drivers while causing minimal inconvenience and detention to the motoring public. The real value of its ability to deter the impaired driver is a checkpoint where no impaired drivers are detected.

hl

Discuss the location chosen for the checkpoint and the statistical data supporting the location.

hl

Assign a Supervisor to the Sobriety Checkpoint operation to supervise the on-scene enforcement activities. The Supervisor will remain at the location for the duration of the operation.

hl

Traffic control devices and personnel will be placed in conformance with the site map approved by Pima County Department of Transportation or Pima County Sheriff Department Sobriety checkpoint guidelines.

A

Instruct the Deputies to explain the purpose of the checkpoint upon approaching a vehicle. Each motorist should be advised that he/she has been stopped at a sobriety checkpoint established to identify impaired drivers.

hl

A Sobriety Checkpoint pamphlet/questionnaire should be given to each motorist during the stop.

hl

The following question/statement shall be made upon approaching a vehicle:
"Good evening, this is a Sobriety Checkpoint aimed at deterring impaired driving. Have you consumed any alcohol and/or drugs today?"

hl

If the answer is no and there is no compelling reason to detain the vehicle, hand the driver a pamphlet and state, "This brochure explains the Sobriety Checkpoint program. Please look it over at your leisure."

If the answer is yes, ask how much and when. At this point, depending on the answers and other circumstances, the attending Deputy should consider if further investigation is warranted. If so, direct the driver to the nearby staging area to continue the investigation. If not, give the driver a brochure and advise them they are free to go.

Instruct the Deputies to visually inspect the driver for red, watery bloodshot eyes; abnormal complexion, vomit, urine or excrement on clothing; or other telltale signs of possible intoxication/impairment familiar to the Deputy. Inspection of the passengers, interior and exterior of the vehicle will also be made. Deputies should observe the driver's breath and look for plain view narcotics, narcotic paraphernalia, and alcoholic beverage containers

The use of artificial light for the inspection of the vehicle's interior and its occupants is legally permissible.

Unless the Deputy observes evidence of impairment, or there is evidence of a more serious violation, the motorist should be allowed to proceed on their way.

A search of the vehicle, or passengers, should be conducted upon probable cause or incident to arrest only.

A motorist who chooses to avoid the checkpoint should be allowed to proceed unless traffic violations are observed or probable cause exists to take other action. The mere act of avoiding a checkpoint will not constitute grounds for a stop.

Drivers who refuse to roll down their windows in order to avoid contact with a law enforcement officer will be waived through and may be followed by an observation car unless reasonable suspicion/ probable cause exists to further the investigation.

A systematic approach to stopping vehicles will be established. Either all vehicles will be stopped or a method will be utilized that does not involve random stops at the Deputy's discretion. It will be the on-scene supervisor's responsibility to make a change in the systematic sequence of vehicles stopped if the traffic pattern necessitates a change.

An Incident Report will be completed for each Sobriety Checkpoint deployment, including the number of vehicles stopped, number of DUI arrests made, as well as any other violations, which are observed and charged.

Deputy Colin D. Winham Badge # 6388 Date 3-17-10
Print name!



PIMA COUNTY SHERIFF'S DEPARTMENT

SOBRIETY CHECKPOINT BRIEFING

The following items should be explained and discussed prior to conducting any sobriety checkpoint. All of the participating Deputies and Supervisors should be present. Initial next to each item as it is covered in the briefing.

- X Explain the purpose of the sobriety checkpoint. The purpose of these checkpoints is to aid the Pima County Sheriff's Department in detecting and deterring impaired drivers while causing minimal inconvenience and detention to the motoring public. The real value of its ability to deter the impaired driver is a checkpoint where no impaired drivers are detected.
- X Discuss the location chosen for the checkpoint and the statistical data supporting the location.
- X Assign a Supervisor to the Sobriety Checkpoint operation to supervise the on-scene enforcement activities. The Supervisor will remain at the location for the duration of the operation.
- Y Traffic control devices and personnel will be placed in conformance with the site map approved by Pima County Department of Transportation or Pima County Sheriff Department Sobriety checkpoint guidelines.
- X Instruct the Deputies to explain the purpose of the checkpoint upon approaching a vehicle. Each motorist should be advised that he/she has been stopped at a sobriety checkpoint established to identify impaired drivers.
- X A Sobriety Checkpoint pamphlet/questionnaire should be given to each motorist during the stop.
- X The following question/statement shall be made upon approaching a vehicle:
"Good evening, this is a Sobriety Checkpoint aimed at deterring impaired driving. Have you consumed any alcohol and/or drugs today?"
- X If the answer is no and there is no compelling reason to detain the vehicle, hand the driver a pamphlet and state, "This brochure explains the Sobriety Checkpoint program. Please look it over at your leisure."

X If the answer is yes, ask how much and when. At this point, depending on the answers and other circumstances, the attending Deputy should consider if further investigation is warranted. If so, direct the driver to the nearby staging area to continue the investigation. If not, give the driver a brochure and advise them they are free to go.

X Instruct the Deputies to visually inspect the driver for red, watery bloodshot eyes; abnormal complexion, vomit, urine or excrement on clothing; or other telltale signs of possible intoxication/impairment familiar to the Deputy. Inspection of the passengers, interior and exterior of the vehicle will also be made. Deputies should observe the driver's breath and look for plain view narcotics, narcotic paraphernalia, and alcoholic beverage containers

X The use of artificial light for the inspection of the vehicle's interior and its occupants is legally permissible.

X Unless the Deputy observes evidence of impairment, or there is evidence of a more serious violation, the motorist should be allowed to proceed on their way.

X A search of the vehicle, or passengers, should be conducted upon probable cause or incident to arrest only.

X A motorist who chooses to avoid the checkpoint should be allowed to proceed unless traffic violations are observed or probable cause exists to take other action. The mere act of avoiding a checkpoint will not constitute grounds for a stop.

X Drivers who refuse to roll down their windows in order to avoid contact with a law enforcement officer will be waived through and may be followed by an observation car unless reasonable suspicion/ probable cause exists to further the investigation.

X A systematic approach to stopping vehicles will be established. Either all vehicles will be stopped or a method will be utilized that does not involve random stops at the Deputy's discretion. It will be the on-scene supervisor's responsibility to make a change in the systematic sequence of vehicles stopped if the traffic pattern necessitates a change.

X An Incident Report will be completed for each Sobriety Checkpoint deployment, including the number of vehicles stopped, number of DUI arrests made, as well as any other violations, which are observed and charged.

Deputy Robert Wyder Badge # V6846 Date 17 MARCH 2010
Print name!



PIMA COUNTY SHERIFF'S DEPARTMENT

SOBRIETY CHECKPOINT BRIEFING

The following items should be explained and discussed prior to conducting any sobriety checkpoint. All of the participating Deputies and Supervisors should be present. Initial next to each item as it is covered in the briefing.

[Handwritten signature]

Explain the purpose of the sobriety checkpoint. The purpose of these checkpoints is to aid the Pima County Sheriff's Department in detecting and deterring impaired drivers while causing minimal inconvenience and detention to the motoring public. The real value of its ability to deter the impaired driver is a checkpoint where no impaired drivers are detected.

[Handwritten signature]

Discuss the location chosen for the checkpoint and the statistical data supporting the location.

[Handwritten signature]

Assign a Supervisor to the Sobriety Checkpoint operation to supervise the on-scene enforcement activities. The Supervisor will remain at the location for the duration of the operation.

[Handwritten signature]

Traffic control devices and personnel will be placed in conformance with the site map approved by Pima County Department of Transportation or Pima County Sheriff Department Sobriety checkpoint guidelines.

[Handwritten signature]

Instruct the Deputies to explain the purpose of the checkpoint upon approaching a vehicle. Each motorist should be advised that he/she has been stopped at a sobriety checkpoint established to identify impaired drivers.

[Handwritten signature]

A Sobriety Checkpoint pamphlet/questionnaire should be given to each motorist during the stop.

[Handwritten signature]

The following question/statement shall be made upon approaching a vehicle:
 "Good evening, this is a Sobriety Checkpoint aimed at deterring impaired driving. Have you consumed any alcohol and/or drugs today?"

If the answer is no and there is no compelling reason to detain the vehicle, hand the driver a pamphlet and state, "This brochure explains the Sobriety Checkpoint program. Please look it over at your leisure."

If the answer is yes, ask how much and when. At this point, depending on the answers and other circumstances, the attending Deputy should consider if further investigation is warranted. If so, direct the driver to the nearby staging area to continue the investigation. If not, give the driver a brochure and advise them they are free to go.

Instruct the Deputies to visually inspect the driver for red, watery bloodshot eyes; abnormal complexion, vomit, urine or excrement on clothing; or other telltale signs of possible intoxication/impairment familiar to the Deputy. Inspection of the passengers, interior and exterior of the vehicle will also be made. Deputies should observe the driver's breath and look for plain view narcotics, narcotic paraphernalia, and alcoholic beverage containers

The use of artificial light for the inspection of the vehicle's interior and its occupants is legally permissible.

Unless the Deputy observes evidence of impairment, or there is evidence of a more serious violation, the motorist should be allowed to proceed on their way.

A search of the vehicle, or passengers, should be conducted upon probable cause or incident to arrest only.

A motorist who chooses to avoid the checkpoint should be allowed to proceed unless traffic violations are observed or probable cause exists to take other action. The mere act of avoiding a checkpoint will not constitute grounds for a stop.

Drivers who refuse to roll down their windows in order to avoid contact with a law enforcement officer will be waived through and may be followed by an observation car unless reasonable suspicion/ probable cause exists to further the investigation.

A systematic approach to stopping vehicles will be established. Either all vehicles will be stopped or a method will be utilized that does not involve random stops at the Deputy's discretion. It will be the on-scene supervisor's responsibility to make a change in the systematic sequence of vehicles stopped if the traffic pattern necessitates a change.

An Incident Report will be completed for each Sobriety Checkpoint deployment, including the number of vehicles stopped, number of DUI arrests made, as well as any other violations, which are observed and charged.

Deputy Jim Fowler Badge # 09-359 Date 100317
 Print name! AZ RANGERS



PIMA COUNTY SHERIFF'S DEPARTMENT

SOBRIETY CHECKPOINT BRIEFING

The following items should be explained and discussed prior to conducting any sobriety checkpoint. All of the participating Deputies and Supervisors should be present. Initial next to each item as it is covered in the briefing.

- ☒ Explain the purpose of the sobriety checkpoint. The purpose of these checkpoints is to aid the Pima County Sheriff's Department in detecting and deterring impaired drivers while causing minimal inconvenience and detention to the motoring public. The real value of its ability to deter the impaired driver is a checkpoint where no impaired drivers are detected.
- ☒ Discuss the location chosen for the checkpoint and the statistical data supporting the location.
- ☒ Assign a Supervisor to the Sobriety Checkpoint operation to supervise the on-scene enforcement activities. The Supervisor will remain at the location for the duration of the operation.
- ☒ Traffic control devices and personnel will be placed in conformance with the site map approved by Pima County Department of Transportation or Pima County Sheriff Department Sobriety checkpoint guidelines.
- ☒ Instruct the Deputies to explain the purpose of the checkpoint upon approaching a vehicle. Each motorist should be advised that he/she has been stopped at a sobriety checkpoint established to identify impaired drivers.
- ☒ A Sobriety Checkpoint pamphlet/questionnaire should be given to each motorist during the stop.
- ☒ The following question/statement shall be made upon approaching a vehicle:
"Good evening, this is a Sobriety Checkpoint aimed at deterring impaired driving. Have you consumed any alcohol and/or drugs today?"
- ☒ If the answer is no and there is no compelling reason to detain the vehicle, hand the driver a pamphlet and state, "This brochure explains the Sobriety Checkpoint program. Please look it over at your leisure."

- 18 If the answer is yes, ask how much and when. At this point, depending on the answers and other circumstances, the attending Deputy should consider if further investigation is warranted. If so, direct the driver to the nearby staging area to continue the investigation. If not, give the driver a brochure and advise them they are free to go.
- 18 Instruct the Deputies to visually inspect the driver for red, watery bloodshot eyes; abnormal complexion, vomit, urine or excrement on clothing; or other telltale signs of possible intoxication/impairment familiar to the Deputy. Inspection of the passengers, interior and exterior of the vehicle will also be made. Deputies should observe the driver's breath and look for plain view narcotics, narcotic paraphernalia, and alcoholic beverage containers
- 18 The use of artificial light for the inspection of the vehicle's interior and its occupants is legally permissible.
- 18 Unless the Deputy observes evidence of impairment, or there is evidence of a more serious violation, the motorist should be allowed to proceed on their way.
- 18 A search of the vehicle, or passengers, should be conducted upon probable cause or incident to arrest only.
- 18 A motorist who chooses to avoid the checkpoint should be allowed to proceed unless traffic violations are observed or probable cause exists to take other action. The mere act of avoiding a checkpoint will not constitute grounds for a stop.
- 18 Drivers who refuse to roll down their windows in order to avoid contact with a law enforcement officer will be waived through and may be followed by an observation car unless reasonable suspicion/ probable cause exists to further the investigation.
- 18 A systematic approach to stopping vehicles will be established. Either all vehicles will be stopped or a method will be utilized that does not involve random stops at the Deputy's discretion. It will be the on-scene supervisor's responsibility to make a change in the systematic sequence of vehicles stopped if the traffic pattern necessitates a change.
- 18 An Incident Report will be completed for each Sobriety Checkpoint deployment, including the number of vehicles stopped, number of DUI arrests made, as well as any other violations, which are observed and charged.

~~Deputy~~ AZ Ranger Henry Zappie Badge # 09380 Date 3/17/10
 Print name!